



Install it yourself! **EasyHang**<sup>®</sup>  
INSTALLATION  
PATENTED DESIGN

**ONE-STEP HANGING** with pre-drilled placement holes

**ADJUSTABLE HEIGHT** for an exact fit

**EASY-TO-FOLLOW INSTRUCTIONS** keep it simple

**REVERSA-HINGE** for right or left mounting

**WARRANTY PROTECTION**

LARSON<sup>®</sup> storm doors offer unbeatable warranty protection. It's just what you'd expect from LARSON<sup>®</sup>.

**CUSTOMER SUPPORT**

With the LARSON Homeowner Helpline, installation answers are as close as your phone or computer. Call 1-888-483-3768 or visit our web site at [www.LARSONdoors.com](http://www.LARSONdoors.com).

# CHOOSE YOUR VENTILATION OPTION

Beyond color and style, ventilation is an important option to consider. That is why LARSON<sup>®</sup> offers storm doors available in Screen Away<sup>®</sup>, Full-View, or standard venting options.



**SCREEN  
AWAY**<sup>®</sup>

**RETRACTABLE SCREEN**

The retractable screen disappears into the top cassette when not in use. It's the beauty of a clear view with the convenience of ventilation.



**FULL-VIEW**

Many full view doors come with a full screen that interchanges with the glass. Both options allow you to showcase your primary door.



**VENTILATING: MULTI-VENT<sup>®</sup>**

Choose from top or bottom ventilation or both by easily adjusting the glass panels. You control the breeze for maximum comfort.

**VENTILATING: REVERSA SCREEN**

Half screen reverses for top or bottom ventilation.

**VENTILATING: SINGLE-VENT**

This half screen option allows for bottom ventilation. The window and screen are part of the door so there is no need to store the screen or glass.

## FIND THE STYLE THAT FITS YOUR HOME

See inside for our extensive selection of styles, colors and handle finishes to give you the look you want.



*America's #1 Selling Storm Door*



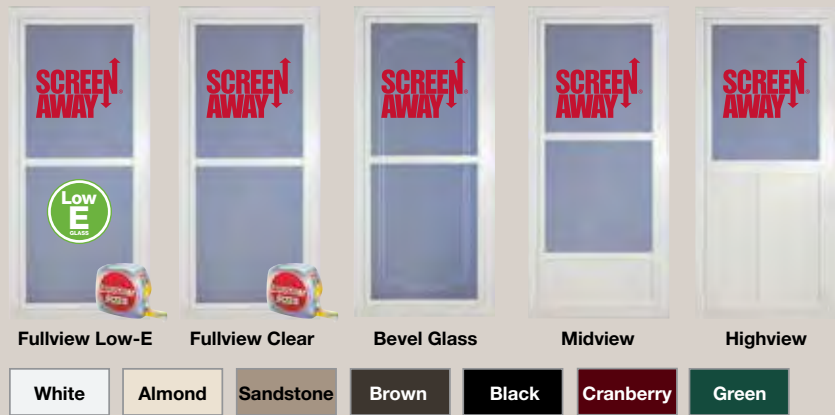
# LARSON Classic Elegance®

Classic features include premium frame design with overlapping edge for a tight seal and dual weatherstripping on all sides. Designer screw covers conceal exterior screws for a finished look.


## Easy Vent® Selection

- Five styles
- Seven colors

**1 Choose your door.** Includes glass, disappearing screen, and built-in deadbolt lockset.



**2 Choose your handle.** Four finishes



STYLE	MODEL	SIZE	CUSTOM	COLOR
Full-View Low-E Glass	146FVE	32" x 81" 36" x 81" 34" x 81"	✓	White, Almond, Sandstone, Brown, Black, Cranberry, Green
Full-View Clear Glass	146FV	32" x 81" 36" x 81" 34" x 81"	✓	White, Almond, Sandstone, Brown, Black, Cranberry, Green
Full-View Bevel Glass	146BV	36" x 81"		White, Almond, Sandstone, Brown, Black, Cranberry, Green
Mid-View	146MV	32" x 81" 36" x 81" 34" x 81"		White, Almond, Sandstone, Brown, Cranberry, Green
High-View	146HV	32" x 81" 36" x 81"		White, Sandstone

**Screen Away® Retractable Screen**  
Storm doors with a disappearing retractable screen offers the beauty of a clear view with the convenience of ventilation. PATENTED DESIGN

**Hold Open Closer**  
Closer with a hold open button for hands-free operation and easy to adjust speed.


**Limited Lifetime Warranty protection.**

## LARSON First Impressions®


- Seven frame colors
- Five glass options
- Includes full screen
- 2 closers

Beautiful glass designs complement our premium frame, overlapping edge, and dual weatherstripping, offering great selection. Screen and glass interchange for seasonal ventilation. Limited Lifetime Warranty protection.

**1 Choose your door.**



**2 Choose your handle.** Four finishes



STYLE	MODEL	SIZE	CUSTOM	COLOR
Low-E Glass	3149-04E	32" x 81"	✓	White, Almond, Sandstone, Brown, Black, Cranberry, Green
Clear Glass	3149-04	36" x 81"	✓	White, Almond, Sandstone, Brown, Black, Cranberry, Green
Arched Double Bevel	3149-13	36" x 81"		White, Almond, Sandstone, Brown, Black, Cranberry, Green
Elegant Bevel	3149-70	36" x 81"		White, Almond, Sandstone, Brown, Black, Cranberry, Green
Wrought Iron	3149-36	36" x 81"		White, Almond, Sandstone, Brown, Black, Cranberry, Green



**Classic Elegance®**  
Choose from decorative bevel or clear glass, seven colors, and two handle finishes. Includes screen for seasonal ventilation.

MODEL	SIZE	CUSTOM	COLOR
349-04 Clear Brass		✓	White, Almond, Sandstone, Brown, Black, Cranberry, Green
349-52 Clear Brushed Nickel	32" x 81"	✓	White, Almond, Sandstone, Brown, Black, Cranberry, Green
349-13 Bevel Brass	36" x 81"		White, Almond, Sandstone, Brown, Black, Cranberry, Green
349-14 Bevel Brushed Nickel			White, Almond, Sandstone, Brown, Black, Cranberry, Green

## Doors Featuring Screen Away®

**Lifestyle**  
356-60 Brass  
356-52 Brushed Nickel

- 1-3/8" thick aluminum frame
- Heavy-duty weather strip
- Designer screw covers conceal exterior screws
- Adjustable-speed closer
- Decorative lever with keyed lock
- Limited Lifetime Warranty Protection

**Lifestyle**  
830-80 Brass  
830-82 Brushed Nickel

- DuraTech® finish over solid core provides weather resistance
- Magnetic weather strip seals like a refrigerator
- Matching handles inside and out
- 10-Year Warranty Protection

**Life-Core®**  
370-81

- DuraTech® finish over solid core provides weather resistance
- Heavy-duty weather strip
- Color-matched lever with inside night lock
- 10-Year Warranty Protection

## Doors Featuring Interchangeable Screen

**ClassicView**  
360-NV

- 1-1/4" thick aluminum frame
- High performance Low-E glass
- Bottom panel is easy to remove
- Adjustable-speed closer in matching colors
- Decorative lever with keyed lock
- Limited Lifetime Warranty Protection

**ClassicView**  
350-13, 350-14 Double Bevel Glass  
350-04, 350-17 Clear Glass

- 1-1/4" thick aluminum frame
- Heavy-duty weather strip
- Adjustable-speed closer in matching colors
- Matching handles inside and out
- Limited Lifetime Warranty Protection

**Life-Core®**  
274-FL Color-Match  
371-36 Brass

- DuraTech® finish over solid core provides weather resistance
- One adjustable-speed closer
- Matching handles inside and out with built-in Secure Lock®
- 10-Year Warranty Protection

## Multi-Vent®

Includes built-in glass and full screen for top and bottom ventilation

MODEL	SIZE	SPECIAL STANDARD	CUSTOM	COLOR
271-TT	32" x 81" 36" x 81"	30" x 81" 34" x 81" 36" x 85"	✓	White, Almond, Sandstone, Brown
830-01 830-46	32" x 81" 36" x 81"			White, Brown

White Almond Sandstone Brown

\* 271-TT Special Standard Sizes available in white only

## Reversa Screen

half screen reverses for top or bottom ventilation

**Life-Core®**  
370-50

**Metal-Tech™**  
360-16

**Metal-Tech™**  
660-16

**Metal-Tech™**  
660-18

**Life-Core®**  
233-ST Etched Grid  
237-CF Brass

**Life-Core®**  
237-CF Brushed Nickel

**Life-Core®**  
237-CF Brushed Nickel

**Life-Core®**  
370-79 Flap Opening: 10"x17"  
370-78 XL Flap Opening: 14"x23"

White Almond Sandstone Brown

MODEL	SIZE	SPECIAL STANDARD	CUSTOM	COLOR
370-50	32" x 81" 36" x 81"	30" x 81" 34" x 81"		White, Brown
360-16 660-16	32" x 81" 36" x 81"	30" x 81" 34" x 81"	White only	White, Brown
660-18	32" x 81" 36" x 81"			White, Brown
233-ST Brass 233-ST Brushed Nickel	32" x 81" 36" x 81"			White, Almond, Sandstone, Brown
237-CF Brass 237-CF Brushed Nickel	32" x 81" 36" x 81"		✓	White, Almond, Sandstone, Brown

## Single-Vent

bottom screen provides dependable ventilation

**Life-Core®**  
830-14

**Life-Core®**  
278-SS

**Life-Core®**  
370-79 Flap Opening: 10"x17"  
370-78 XL Flap Opening: 14"x23"

**Value-Core®**  
288-SS

**Value-Core®**  
283-ST

**Value-Core®**  
286-SX

**Value-Core®**  
380-05

**Vinyl-Clad**  
298-SS

**Vinyl-Clad**  
293-ST

**Vinyl-Clad**  
296-SX

White Almond Sandstone Brown

MODEL	SIZE	SPECIAL STANDARD	CUSTOM	COLOR
830-14	32" x 81" 36" x 81"		✓	White, Brown
278-SS	32" x 81" 36" x 81"	30" x 81" 34" x 81" 36" x 85" 36" x 85" White only	✓	White, Almond, Sandstone, Brown
370-78 370-79	32" x 81" 36" x 81"		✓	White, Almond

MODEL	SIZE	SPECIAL STANDARD	CUSTOM	COLOR
288-SS	32" x 81" 36" x 81"	30" x 81" 34" x 81"		White, Brown
283-ST 286-SX	32" x 81" 36" x 81"	30" x 81"		White, Brown
380-05	32" x 75" 30" x 75"			White
298-SS	32" x 81" 36" x 81"	30" x 81" 34" x 81"		White
293-ST 296-SX	32" x 81" 36" x 81"			White





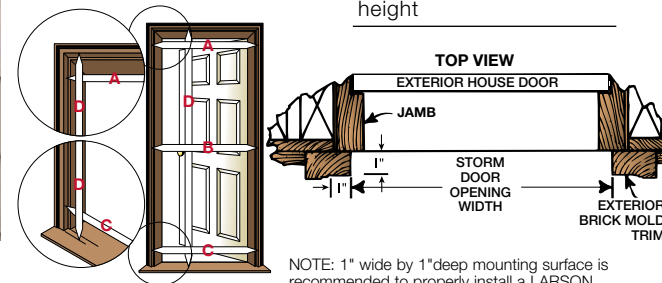
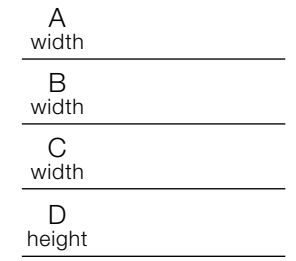
**LARSON® DOORS**  
**FEATURE EASYHANG®**



- No hacksaw needed
- Hinge rail and latch rail expanders included
- Hanger hole for one-step hanging

**MEASURE YOUR OPENING**


Mark measurements and bring them to any LARSON® retailer.




Blinds-Between-the-Glass

**FEATURES**

- Heavy duty weatherstripping
- Insulated glass reduces outside noise
- Blinds provide UV protection and heat build-up
- Cordless design is safer for kids and pets
- Designer screw covers conceal exterior mounting screws
- Matching handles inside and out with built-in Secure Lock®
- Two adjustable-speed closers
- 10-Year Warranty Protection




MODEL	SIZE	COLOR
400-07 Brass	32" x 81"	White
400-17 Brushed Nickel	36" x 81"	



Secure Elegance

**FEATURES**

- 1-5/8" thick aluminum frame
  - Overlapping edge conceals hinges
  - Dual weather strip system
  - Designer screw covers conceal exterior screws
  - Matching handles inside and out with concealed 3-point locking system
  - 2 adjustable-speed closers
  - Limited Lifetime Warranty Protection
- ADDED SECURITY**
- Factory strengthened glass
  - Laminated security shield
  - Blocks 99% of UV rays
  - \$1000 break-in limited warranty



MODEL	SIZE	COLOR
349-20 Brass	32" x 81" 36" x 81"	White, Almond, Sandstone,
349-17 Brushed Nickel		Brown, Black, Hunter Green, Cranberry
349-15 Aged Bronze		




956-MV

**SecurePRO™**

**FEATURES**

- 1-1/2" thick heavy-duty aluminum frame
- Steel mesh screen
- Self-storing glass system
- Overlap edge for a tighter seal
- Matching handles inside and out with concealed 3-point locking system
- Limited Lifetime Warranty Protection



MODEL	SIZE	CUSTOMS	COLOR
Brass	32" x 81" 36" x 81"	✓	White, Black
Brushed Nickel			


Specify left or right hinge when ordering (L/R)



Classic-View

**FEATURES**

- Heavy-duty aluminum frame doesn't rust
- Heavy-duty weather strip
- Reversa Screen for top or bottom ventilation
- Matching handles inside and out with BUILT-IN deadbolt
- Limited Lifetime Warranty Protection



MODEL	SIZE	COLOR
3320-07 Brass	32" x 81" 36" x 81"	White, Black
3320-17 Brushed Nickel		

Door Sizes	Min-Max Doorway Width	Min-Max Doorway Height
30 in. x 81 in.	29 <sup>7/8</sup> in. to 30 <sup>3/8</sup> in.	80 in. to 81 in.
32 in. x 81 in.	31 <sup>7/8</sup> in. to 32 <sup>3/8</sup> in.	
34 in. x 81 in.	33 <sup>7/8</sup> in. to 34 <sup>3/8</sup> in.	
36 in. x 81 in.	35 <sup>7/8</sup> in. to 36 <sup>3/8</sup> in.	

Size availability varies by model. CUSTOM SIZES available in select models. Unless specified, all LARSON doors can be mounted with left or right hinging.



Visit us on the internet at [www.LARSONdoors.com](http://www.LARSONdoors.com) or call our Homeowner Helpline: 1-888-483-3768



*We proudly donate our doors through Habitat for Humanity's Gifts-in-Kind program.*

LARSON® is a registered trademark of Larson Manufacturing Company of South Dakota, Inc. All rights reserved. Larson Manufacturing Company, 2333 Eastbrook Drive, Brookings, South Dakota, 57006. © 2014. Printed in U.S.A. LARSON reserves the right to alter or discontinue any model, specification, warranty or price without notice. 12-14 09502100