



A division of Masonite International


AN OPEN DOOR ON STYLE, FLEXIBILITY AND DURABILITY.




WOOD DOOR COLLECTION

INNOVATION

Innovation is synonymous with Lemieux Doors. We're an ideal synthesis of technology and dynamism, proudly defining the leading edge. And Lemieux is in a state of constant evolution, offering unparalleled competitiveness and value through efficient, streamlined operations. The Lemieux Doors team is focused on creating the highest quality products – and we consider it to be an asset without compare.



A division of Masonite International



Door: Torrefied Mahogany (with Cherry stain)
1510 w/ wide muntins & beveled IG
Sidelights: C1010 Transoms: 1 lite w/ beveled IG

LEMIEUX DOORS COLLECTION

Choice & Selection. Words used all too often by home decoration manufacturers and retailers when, in fact, there isn't much to choose from. However, as you'll soon discover, if any company is the embodiment of these two words, it's Lemieux Doors.

Satisfaction – it all comes down to choice. Your choice. Wood, glass – panel design, shape, color, finish, texture, and even the way your door is built. We could probably make a different door an hour for an entire decade before making the same door twice. Far more than embody the concepts of choice & selection, we've completely redefined them.

However there's one thing Lemieux Doors doesn't offer any choice on – quality. Regardless of how you custom-design your door, or what method of fabrication and assembly fits your lifestyle or pocketbook, quality, and the best product warranties in the industry come standard with every single door we make. Lemieux Doors really has opened the door on style, flexibility and durability. Now it's time to cross our threshold and explore the infinite possibilities...




A division of Masonite International



Door: Pine (with Cherry stain)
508 arch/arch DH w/ LVL stiles



FRENCH DOORS 28



56 LOUVERS & BIFOLDS



LE CHATEAU 34



58 ROUTER CARVED MDF



62 ARTISAN

PERSONALIZE YOUR DOOR 8

LVL & WOOD CORE 12

TORREFIED 13

FIRE-RATED 14

A BLUEPRINT FOR EXCELLENCE 16

WOOD SELECTION 20

GLASS OPTIONS 24

FRENCH DOORS 28

LE CHATEAU 34

LOUVERS & BIFOLDS 56

ROUTER CARVED MDF 58

ARTISAN 62

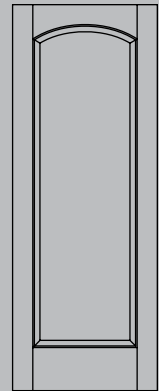
TRANSOMS & SIDELIGHTS 66

PERSONALIZE YOUR DOOR

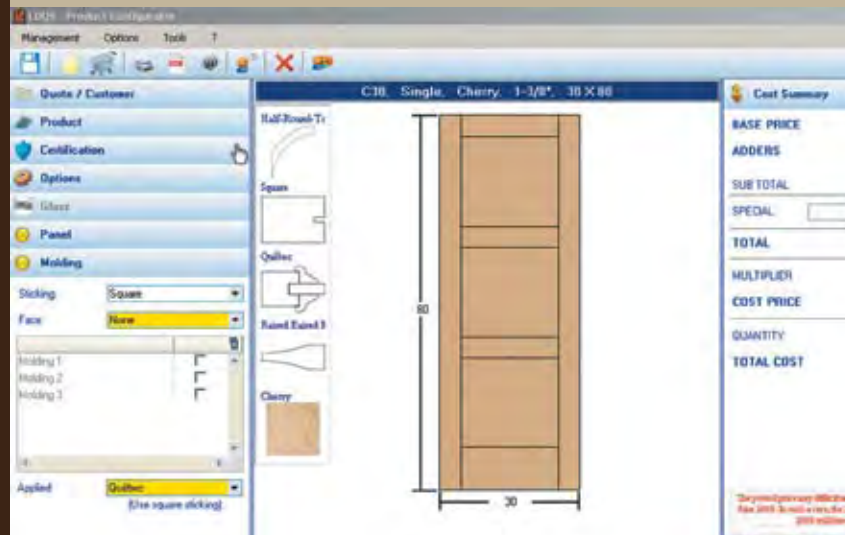
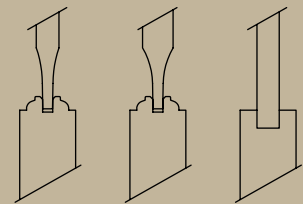
Lemieux Doors is recognized as the premiere maker of custom-designed top-quality doors. But that didn't happen by accident. Since our inception, we've dedicated ourselves to creating doors that outlast the elements, endure the years, and have a timeless quality that weather even the frequent temperamental changes in trends and styles.

It's only through the use of advanced methods of fabrication and the highest quality materials that our stellar reputation has emerged. A relentless attention to detail, the dogged pursuit of excellence, and the absolute refusal to be second best have always been our driving force – and where our competitors have been known to cut corners, we've gone the extra mile. That Lemieux Doors look great is a given. But it's what goes into each and every one of them that has truly made them the envy of the industry.

CHOOSE A DOOR STYLE

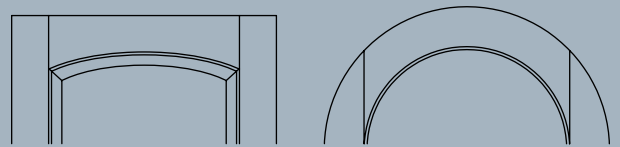


CHOOSE A PANELING DESIGN

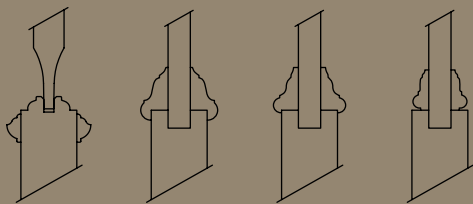


CHOOSE
A STAIN-GRADE
SPECIES


CHOOSE
A TOP



CHOOSE
A MOULDING



CHOOSE
A GLAZING



ALL THAT'S LEFT TO ADMIRE ARE THE
EXCEPTIONAL RESULTS. IT'S THAT EASY.

With our modular approach to customizing and design, creating a door that's both an attractive, harmonious extension of your décor, and one you can call your own, has never been easier. We're also developing new ways to process estimates with our exclusive Lemieux Doors Quoting System (LDQS). We've designed our world so that yours is easier to live in, and we're convinced that better doors will always lead the way into better buildings.

IMAGINATION COMES TO LIFE



Special designed doors (reference this page when ordering)



Door: Maple 1504



Door: Knotty Alder C30 arch/arch
(center panel design not available)

BEST PRICE WITH PERFORMANCE

LVL CORE TECHNOLOGY



Laminated Veneer Lumber (LVL). The name instills a sense of robustness and durability. LVL derives its strength from an impressive number of tightly bonded wood veneers, glued together layer upon layer, forming a solid tension-resistant core. Since the layers of veneer are arranged on edge, our LVL core withstands all tendency to warp and twist. It's a small detail that makes a big difference, and the advantages of employing this proven design allows us to avoid using weaker MDF as a core material. Our competition doesn't use LVL because it costs more. But Lemieux understands that the benefits of a longer lasting, better built product far outweigh the higher cost. **Every LVL doors comes with a solid 20-year warranty against warping.** Available in all species, panels, glasses and design.



MOST COST COMPETITIVE

WOOD CORE

Wood, pound for pound it's stronger than steel! It's impressively resilient and is better suited to shock and stress than many other building materials. But more than being merely solid and an ideal component in any quality door, wood is natural. Lemieux Doors obtains all of its wood from ecologically sustainable sources, so what goes in to making sure the great outdoors stays *out there* – also goes into keeping it vibrant and able to be enjoyed for generations to come.

Our wood-core doors carry with them all of those qualities wood is renowned for – and one that's sure to please your bottom line. Economy. It's probably the most competitively priced option available with a quality-to-price ratio that's nothing short of enviable. That's an advantage anyone can appreciate.



HIGHEST PERFORMANCE AVAILABLE

TORREFIED SOLID WOOD



PREMIUM EXTERIOR WOOD DOORS AVAILABLE IN SELECT GRADE ASPEN, DOUGLAS FIR, MAHOGANY AND POPLAR

CHEMICAL FREE TECHNOLOGY **THERE'S NEVER BEEN A DOOR THIS GOOD. EVER.**

Torrefication is an all-natural green process whereby wood is heated over time in order to eliminate its tendency to rot. It also makes wood far more structurally stable, and highly resistant to heat, cold, and moisture!

A 20-YEAR WARRANTY THAT'S AS DURABLE AS TIME. **SO, MOTHER NATURE... BRING IT ON!**

Every Torrefied Series exterior wood door carries a 20-year guarantee against warping, twisting, rotting or delamination! Who knows, it may even outlast your home!



UNLIMITED POSSIBILITIES UNLIMITED DESIGNS

The Torrefied Series is available in each of Lemieux's 10,000+ design options – and our 4/0 maximum widths and 8/0 heights are fully guaranteed, with available matching exterior jambs, brickmoulding and T-astragals.

IT'S OVER WITH OVERHANGS!

This may be the first time a door of comparable quality can be installed without the usual overhang requirements. A door built to face up to the elements; direct sunlight and extreme heat and cold. What's more it can be stained or painted in dark tints! **For the 20-year warranty to be honored, all six sides of the door must be sealed and maintained.**

TESTED TO THE EXTREME!

We stop at nothing to design a better door. In fact, we've been subjecting one of our doors to a daily deluge of abuse since October 2010 – and we're still waiting for the twisting, warping or rotting to show.




Door: C22A V-Grooved Knotty Alder DH

FIRE-RATED

Lemieux carries a full line of fire-rated doors and jambs. They range from 20 (negative and positive), 60, and 90-minute-rated models, in sizes up to 4/0 width and 8/0 height, and are available in a range of custom sizes and designs, with either a primed paint finish, or a choice of 16 different species of stain grade.

Benefit from the advantages of using a single source for all your fire-rated door requirements. Our doors and jambs fit with a quality and durability nothing short of enviable. It's no longer a choice between form and function, because Lemieux's fire-rated door products afford your clients the peace of mind they need, and the great looks they want.



Fire-rated door and frame

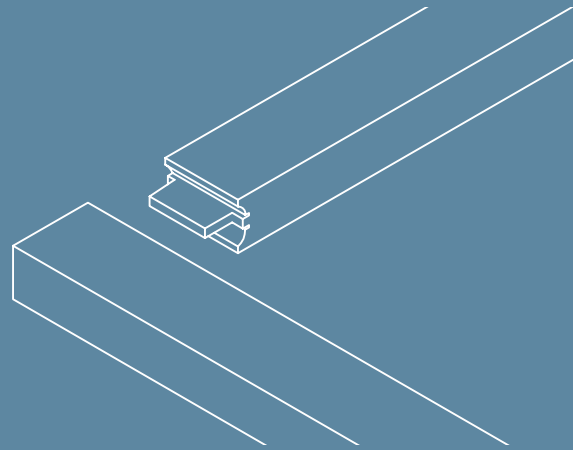
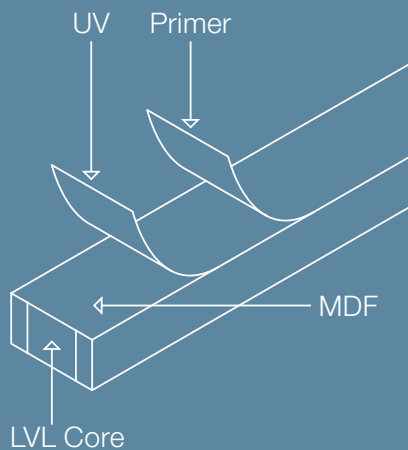
FIRE-RATED DOOR SPECIFICATIONS

Rating	Cat.	Maximum size opening				Panel profile	Prefit	Available top rail selection	Standards compliance
		Single		Pairs					
		Width	Height	Width	Height				
20	A	48"	96"	84"	96"	Flat, Raised (SH), V-groove (SH & DH)	0°: Prefit ≤ 1/4 3°: 3° - 0" only	Arch, Classic, Half-Arch, Half-Classic, Half-Round, Round-Round, Round-Top, Square	Both positive and neutral, UL 10(c), UBC 7-2 (1997) Part 1, NFPA 252, ASTM E2074-00
	B	48"	96"	N/A	N/A				
60	A	48"	96"	84"	96"	Flat, Raised (SH), V-groove (SH & DH)	0°: Prefit ≤ 1/4 3°: 3° - 0" only		
90	A	48"	96"	N/A	N/A	Flat, Raised (SH), V-groove (SH & DH)	0°: Prefit ≤ 1/4 3°: 3° - 0" only	Both positive and neutral, UL 10(c), UBC 7-2 (1997) Part 1, NFPA 252, ASTM E2074-01, ASTM E152-81a	

Category A Lemieux Doors' category A doors are manufactured with a sealing system concealed into the edges of the door. This means that no additional edge-sealing system is required between the door and frame.

Category B These doors require an additional edge-sealing system between the door and frame.

A BLUEPRINT FOR EXCELLENCE



UV SEALANT ON PRIMED PRODUCTS

Our proprietary UV coating process guarantees every door is delivered ready-to-paint, soon to be transformed into an aesthetically pleasing component of any building design. We apply two coats of UV sealer in order to achieve a smooth door surface, before factory priming. The result is one of the smoothest primed finishes you'll find in the industry, and an extraordinary door.

VENEER PANELING

Our standard veneer panels carry a lifetime warranty against splitting, so you know light won't leak, drafts won't blow, and paint or stains won't show. Nor will these panels ever bow, cup, or warp!

MORTISE AND TENON CONSTRUCTION

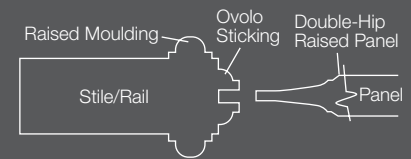
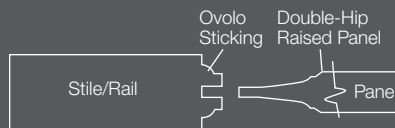

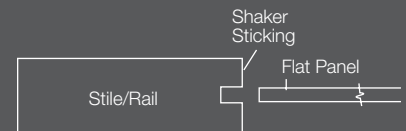

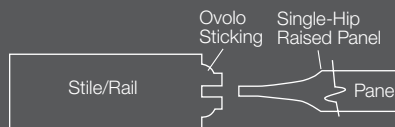

It's as versatile as it is strong – superior to typical dowel assembly, mortise and tenon construction permits a continuous bond for much higher adhesion – plus, on-site trimming becomes a snap!

BEST QUALITY GLUES

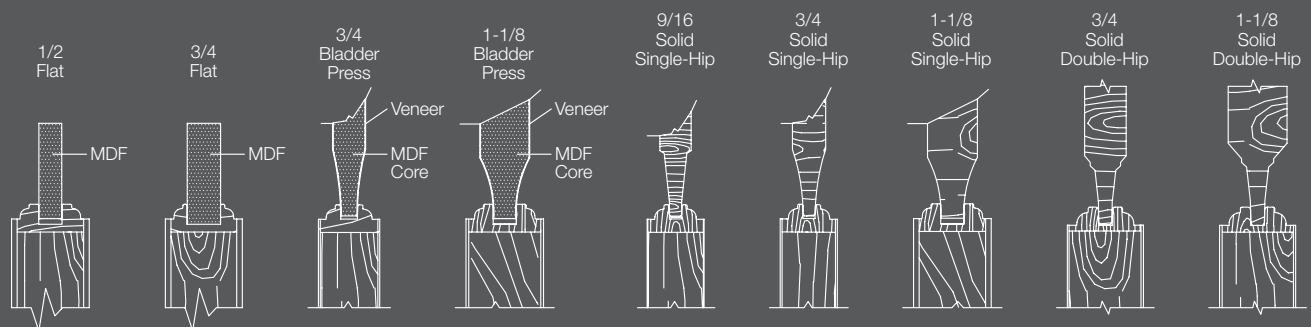
Our engineering team spares no effort and is constantly on the watch for the best gluing/bonding technologies. For each application a very specific type of glue is used, ensuring the most effective adhesion. Glues used at Lemieux Doors are also used for heavy-duty structural applications such as bridges and multi-story buildings. Each and every Lemieux door is manufactured in our state-of-the-art production facility and is the result of countless hours of research and development.

Lemieux Doors Collection boasts a variety of high-grade wood species, precision handcrafted using vertical stiles and horizontal rails in your choice of panels and/or glass, ready to stain or paint. Stile & rail construction offers virtually limitless door styles, configurations, panel and sticking profiles.

PANEL/STICKING OPTIONS



Raised moulding available only on square-top primed MDF doors.



STILE & RAIL DOORS DEFINED

MULLION: narrow vertical sections between panels **MUNTIN:** slim vertical pieces used to separate panes of glass; grille bar **PANEL:** pieces that fit within the surrounding stile & rail frame that come in different profile designs – single-hip, double-hip and flat **RAIL:** horizontal pieces of the door; includes top, bottom and sometimes lock rails **STICKING:** the design of the profile edge on the stile and rail; ovolo is carved and rounded; shaker is straight and squared **STILE:** vertical pieces of the door



Round-Top



Segmented

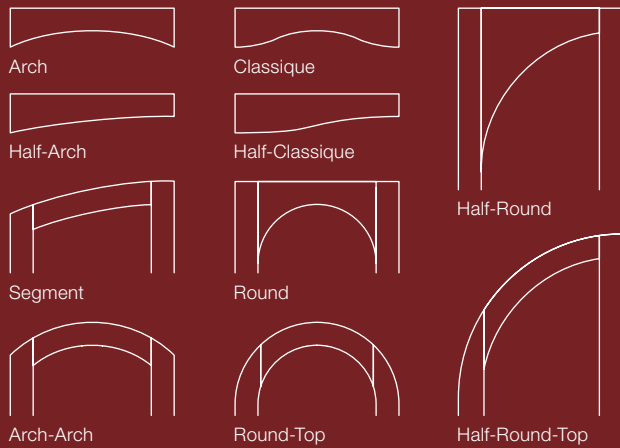
DOOR TOPS

Cap off any Lemieux door with a crown befitting a king – no longer limited to a straight top, you can indulge in a semi-circular or arched-top doors. Either of which will make a door step out of the ordinary, and into the limelight.



Door: Torrefied Mahogany C11 arch/arch flat panel with Sherbrooke applied moulding

A BLUEPRINT FOR EXCELLENCE



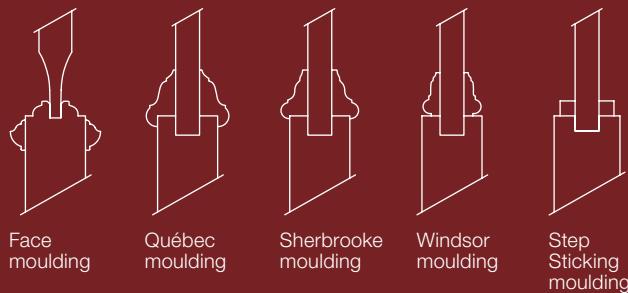
TOP RAIL

Your imagination is the only limit to creating the look you've always wanted and the key to creating a home that is truly unique. Turn yours into a space that will be envied and admired. With all the options available for glass, panels, wood specie, designs, and applied mouldings – it's only fitting to cap it all off with a touch of class and elegance.



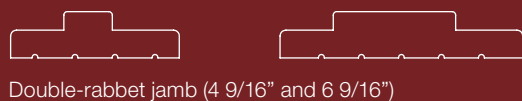
PANELS

An interior or exterior door panel adds a distinctive finishing touch to any door, and allows you to better integrate its appearance into your design. It's all about aesthetic harmony, and making each door much more than an unassuming entrance.



APPLIED MOULDINGS

A door can truly come alive when you add depth with our relief-accentuating mouldings. Transform a simple door into a structural element with dimensional impact and an impressive distinction. Lemieux offers 4 types of applied mouldings, and they're an easy way to leave your impression on a building decor. They allow you to sign each door with excellence, creating surfaces with daring and definition.



Double-rabbit jamb (4 9/16" and 6 9/16")



Single-rabbit jamb (4 9/16" and 6 9/16")



Flat jamb (4 9/16" and 6 9/16")

INTERIOR JAMBS AND EXTERIOR FRAMES FOR RADIUS AND ARCH TOP DOORS ONLY

Because we also carry a full line of interior jambs and exterior frames for radius and arch top doors, every component of your door design originates from the same source. Gone are the annoying structural and aesthetic incompatibilities that can arise from multi-sourced materials. Our turnkey solutions are designed to fit, last, and of course, to impress.

WOOD SELECTION

The suppleness of maple, the warmth of pine, the richness of mahogany – your choice of wood can make all the difference. What matters is that it suits your tastes and style, and achieves the effect you’re looking for. Lemieux Doors prides itself on offering an impressive selection of woods that adapt gracefully to any decor and give your home an irresistible ambiance.

We’ve traveled the world so that we might bring you the best, managed-forest woods available. Responsible forest management is an important part of our philosophy, and ensures access to a renewable supply for years to come. That’s more than can be said for resource depleting materials like steel, and fiberglass!

Lemieux offers 17 attractive stain-grade species and, excluding the double-primed variety, are all 100% stain grade. And because we’ve standardized the use of the stain-grade species across all our products, Lemieux’s applied moldings, jambs, and fire-rated doors can be perfectly matched to any other of our components.



Knotty Alder



Ash



Aspen

**TORREFIED
AVAILABLE**



White Birch



Cherry



VG Douglass Fir

**TORREFIED
AVAILABLE**

WOOD SELECTION



Hemlock



Hickory Natural



Red Oak



White Oak



Pine



Poplar

**TORREFIED
AVAILABLE**




Mahogany

**TORREFIED
AVAILABLE**



Maple




Knotty Pine



Clear Pine



Walnut



Primer Coat

GLASS OPTIONS

With over 63 varieties of glazing, Lemieux offers the widest array of any door manufacturer. From crystal-clear, to frosted and semi-opaque, patterned or plain – we'll custom-build doors that will work in harmony with your plans, enhancing your design intention and make any building worthy for inclusion into the proudest architectural portfolios. Incorporating the right exterior door into your designs offers numerous advantages – and Lemieux provides two essential glazing technologies:


LOW-E

The added bonus lies in the properties of low-E glass; the ability to eliminate the damaging effects of UV radiation on carpets, furnishings and upholstery.

INSULATED GLASS

Our high-quality reduced-thermal-emissivity glass not only reflects back solar heat in summer, and retains it in winter, but helps reduce exterior noise and eliminate potential condensation. So the buildings you design are not only energy-efficient, they're more comfortable and economical.


Arctic




Artique



Austin




Autumn



Bamboo



Bronze Tint



Bubbles



Chantilly




Charcoal Sticks




Clear Beveled



Contora



Cord



Corteza



Cross Reeded (small)



Crystal Ice



Delta Frost



Digital



Dots



Everglade



Flemish



Florex



Florielle



Fontana




Glacier



Glass Block




GLASS OPTIONS



Oak




Obscured (pinhead)



Obscured (pinhead) Beveled



Pelerine



Quarter Reed



Rain



Rain Water




Rough Rolled



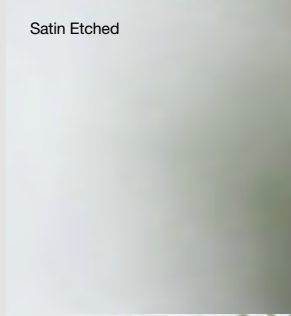
Sandblast (frosted)



Satin (clear)



Satin Etched




Seedy Baroque



Taffeta




Thin Ribbed




Warwick



Waterglass



White Celsius




White Laminated (clear laminated available)





Door: Douglas Fir 5001 w/ LVL stiles



FRENCH DOORS COLLECTION

This is a company that prides itself on its specialty for exceptional French doors. We avoid the use of nails and staples using a clamp-glazed method perfected by Lemieux in 1992, resulting in a clean, unblemished finish. It's an innovation that's had a definite impact, and helped Lemieux Doors become a leader in North American French door sales. Time-tested mortise & tenon construction, and a pioneering UV sealer system all contribute to the production of these outstanding French doors.

Explore our wide range of glazing on pages 24 to 27.



Door: 1510 Primed

FRENCH DOORS



1501



1505



1509



1510



1510A



1510C



1515



1515A



1515C



C30 W/GLAZING



C40 W/GLAZING



C55 W/GLAZING



LAUNDRY



PANTRY




WINE CELLAR

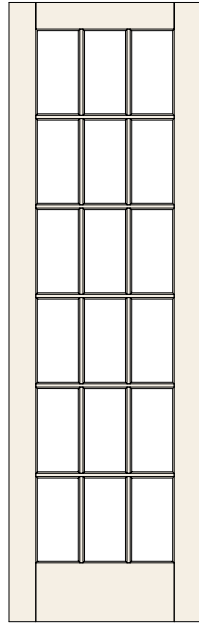


1515 Primed IG w/ Glacier glass and LVL stiles


FRENCH DOORS



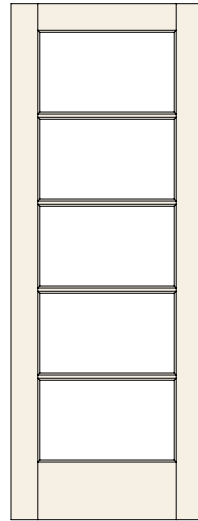
1512




1518



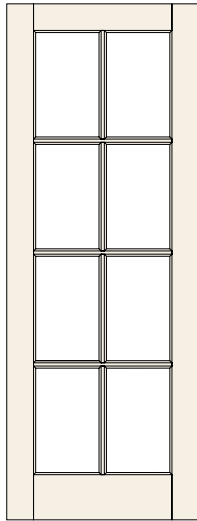
1503




1505



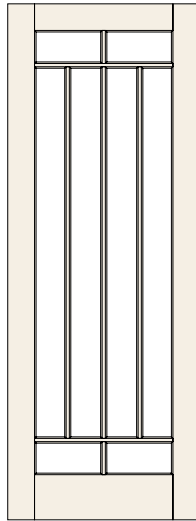
1506




1508




1513




1514



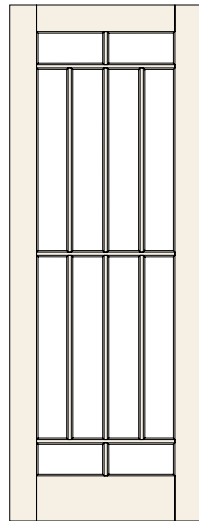
1520



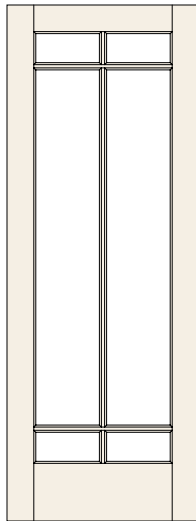
1523



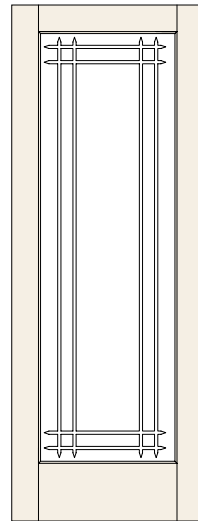
1524



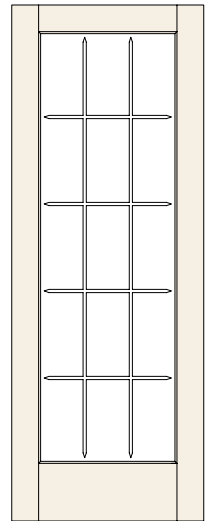
1529



1596




1509 V-groove



1515 V-groove



Door: Torrifed Mahogany C66



LE CHATEAU COLLECTION

This stunning collection of panelled doors is available in an almost endless range of design combinations, each of which will add undeniable sense of elegance and distinction to any room. Constructed from MDF panelling for increased strength and stability, these doors are resistant to cracks and leaks caused by thermal expansion and contraction. Advanced engineering of rails and stiles creates a door that is not only lighter, but requires no special screws for installation.

Enjoy a sense of added depth and heightened impact by adding distinctive applied mouldings to any Le Chateau door.



C22A Douglas Fir DH



C22 V-Grooved
Knotty Alder DH



C30 Hemlock BP



C33C Poplar BP



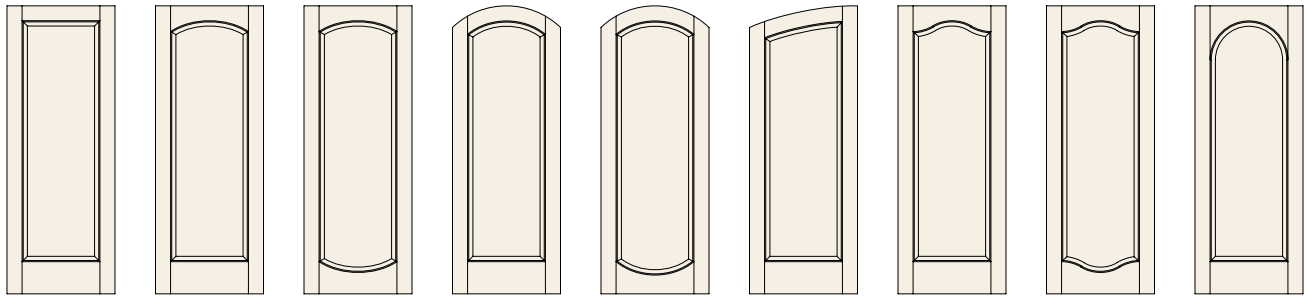
C35 Cherry
(flat and square)




C55 Pine
(Flat and Square)



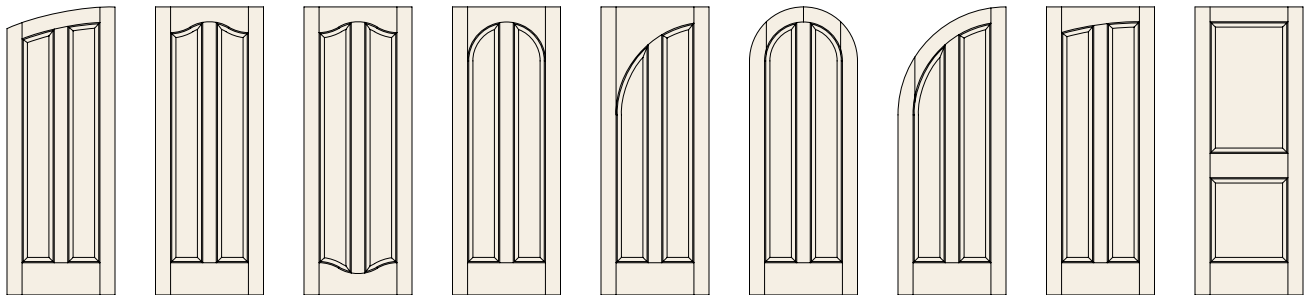
Door: Torrefied Poplar C24
Sidelights: Torrefied Polar 506 Cathedral w/ beveled IG
Transom: Custom (reference this page)



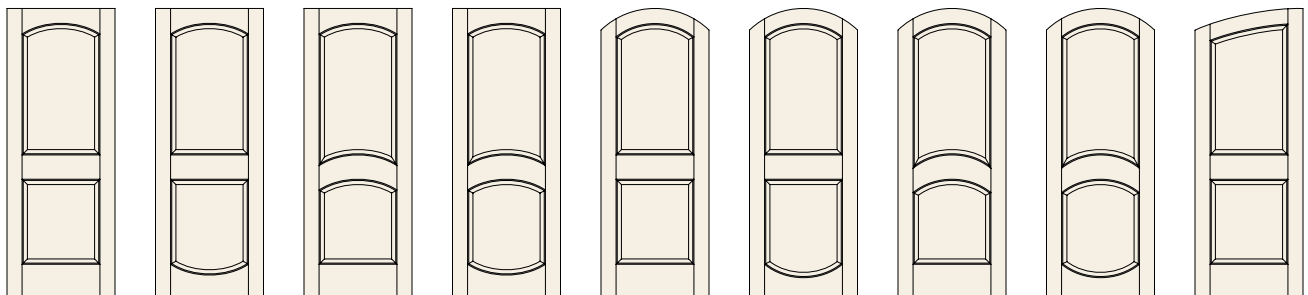
C11 C11-A C11-AB C11-AA C11-AAB C11-S C11-CL C11-CLB C11-R




C11-HR C11-RT C11-HRT C11-HA C21 C21-A C21-AB C21-AA C21-AAB



C21-S C21-CL C21-CLB C21-R C21-HR C21-RT C21-HRT C21-HA C22

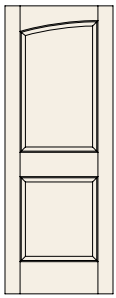


C22-A C22-AB C22-A10 C22-A10B C22-AA C22-AAB C22-AA10 C22-AA10B C22-S

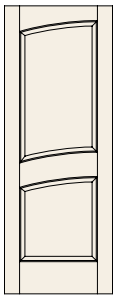


C22-S10 C22-CL C22-CLB C22-CL15 C22-CL15B C22-R C22-HR C22-RT C22-HRT

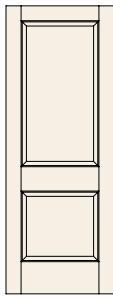
LE CHATEAU 2 PANELS



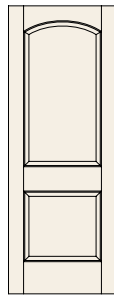
C22-HA



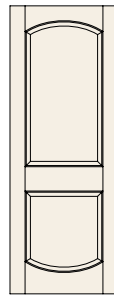
C22-HA10



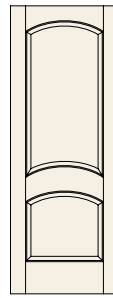
C24



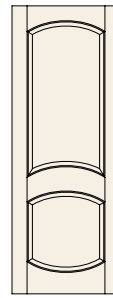
C24-A



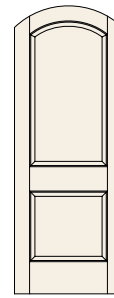
C24-AB



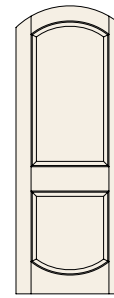
C24-A10



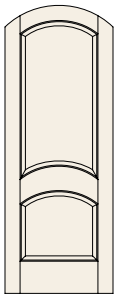
C24-A10B



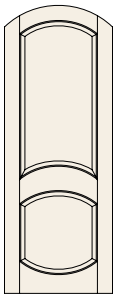
C24-AA



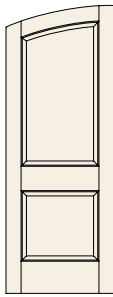
C24-AAB



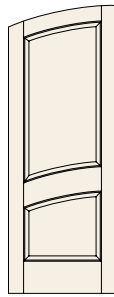
C24-AA10



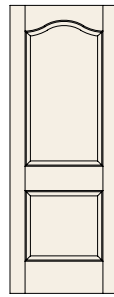
C24-AA10B



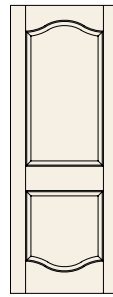
C24-S



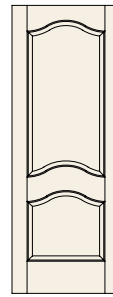
C24-S10



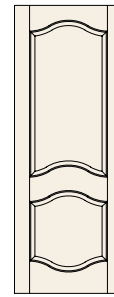
C24-CL



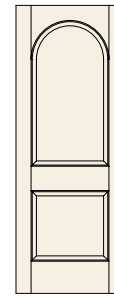
C24-CLB



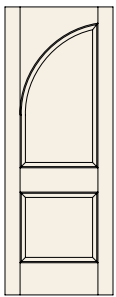
C24-CL15



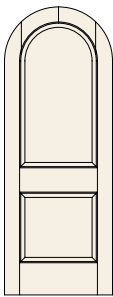
C24-CL15B



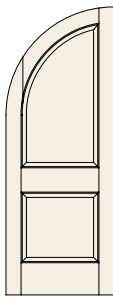
C24-R



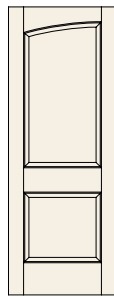
C24-HR



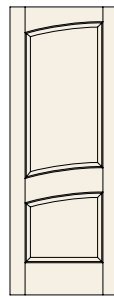
C24-RT



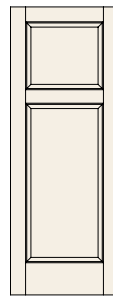
C24-HRT



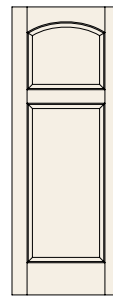
C24-HA



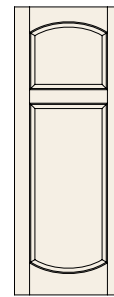
C24-HA10



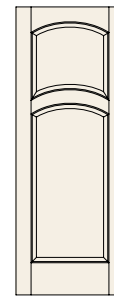
C25




C25-A



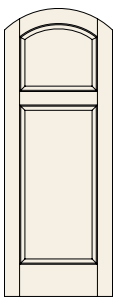
C25-AB



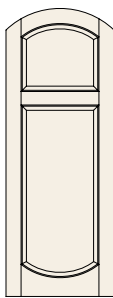
C25-A10



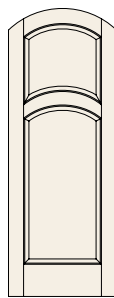
C25-A10B




C25-AA



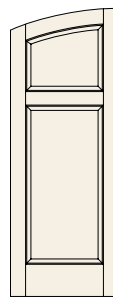
C25-AAB



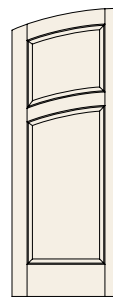
C25-AA10



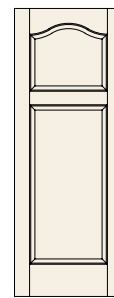
C25-AA10B



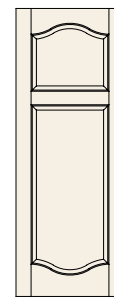
C25-S



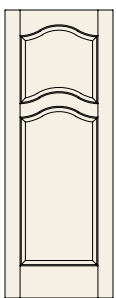
C25-S10



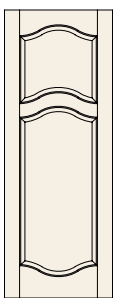
C25-CL



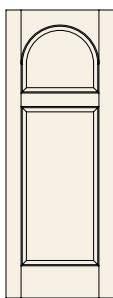
C25-CLB



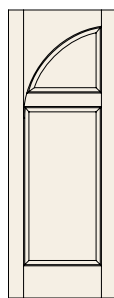
C25-CL15



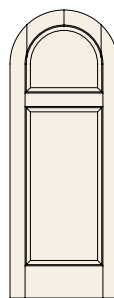
C25-CL15B



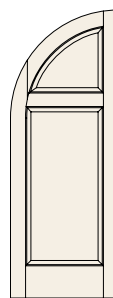
C25-R



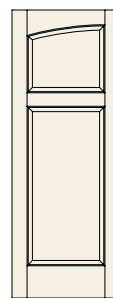
C25-HR



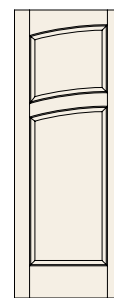
C25-RT



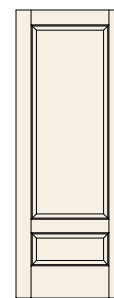
C25-HRT




C25-HA




C25-HA10




C26




C26-A C26-AB C26-A10 C26-A10B C26-AA C26-AAB C26-AA10 C26-AA10B C26-S




C26-S10 C26-CL C26-CLB C26-CL15 C26-CL15B C26-R C26-HR C26-RT C26-HRT



C26-HA C26-HA10 C30 C30-A C30-AB C30-A20 C30-A20B C30-AA C30-AAB




C30-AA20 C30-AA20B C30-S C30-S20 C30-CL C30-CLB C30-CL25 C30-CL25B C30-R




C30-HR C30-RT C30-HRT C30-HA C30-HA20 C31 C31-A C31-AB C31-A20

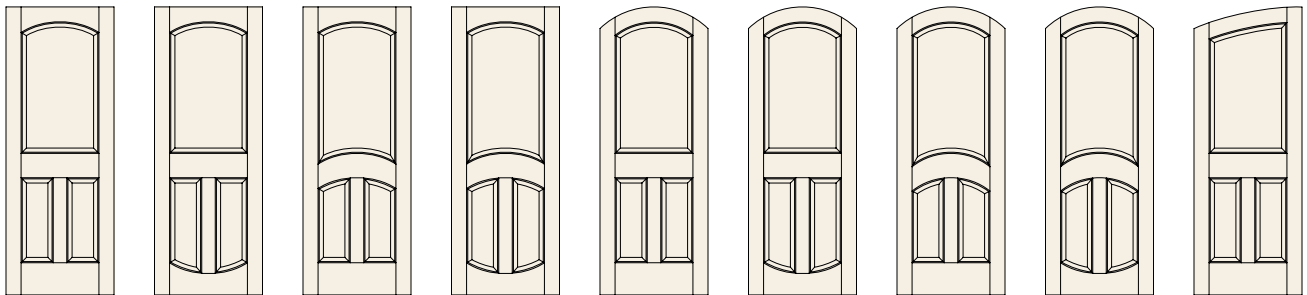
LE CHATEAU 3 PANELS




C31-A20B C31-AA C31-AAB C31-AA20 C31-AA20B C31-S C31-S20 C31-CL C31-CLB




C31-CL25 C31-CL25B C31-R C31-HR C31-RT C31-HRT C31-HA C31-HA20 C32




C32-A C32-AB C32-A10 C32-A10B C32-AA C32-AAB C32-AA10 C32-AA10B C32-S



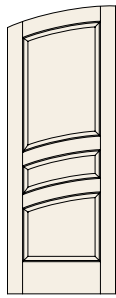
C32-S10 C32-CL C32-CLB C32-CL15 C32-CL15B C32-R C32-HR C32-RT C32-HRT



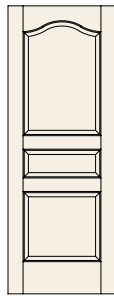
C32-HA C32-HA10 C33 C33-A C33-AB C33-A20 C33-A20B C33-AA C33-AA20



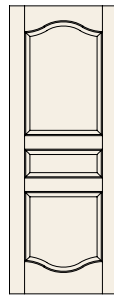
C33-S



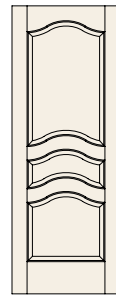
C33-S20



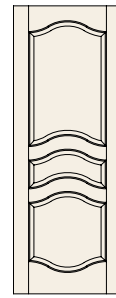
C33-CL



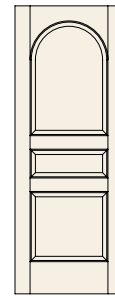
C33-CLB



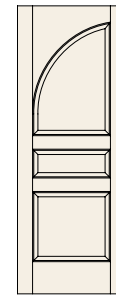
C33-CL25



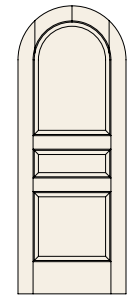
C33-CL25B



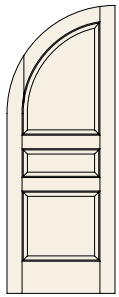
C33-R



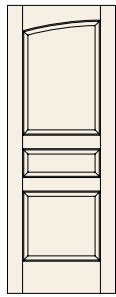
C33-HR



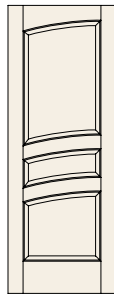
C33-RT




C33-HRT



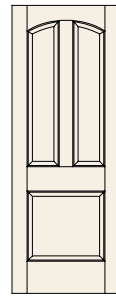
C33-HA




C33-HA20



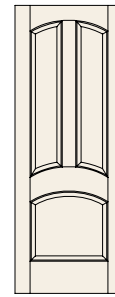
C34



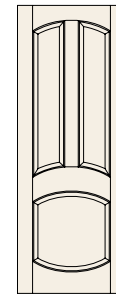
C34-A



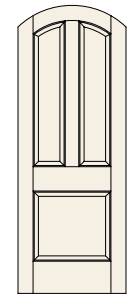
C34-AB



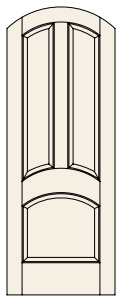
C34-A10




C34-A10B




C34-AA



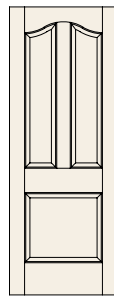
C34-AA10



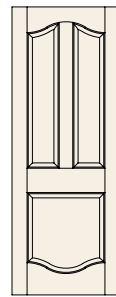
C34-S



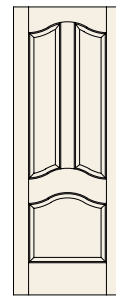
C34-S10



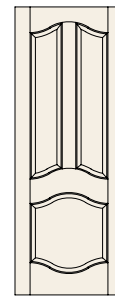
C34-CL



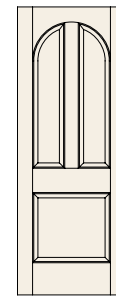
C34-CLB



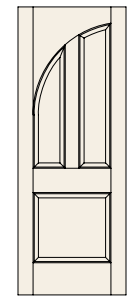
C34-CL15




C34-CL15B




C34-R



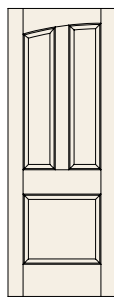
C34-HR




C34-RT



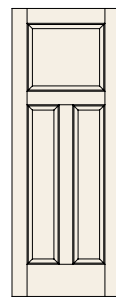
C34-HRT



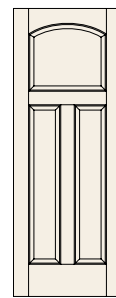
C34-HA



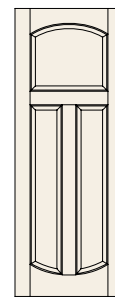
C34-HA10



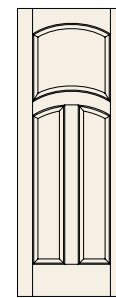
C35



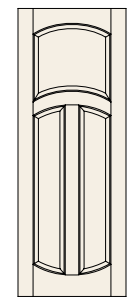
C35-A




C35-AB



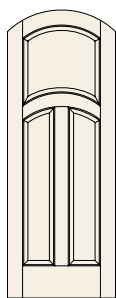
C35-A10



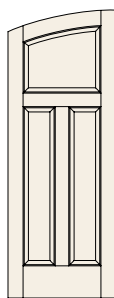
C35-A10B



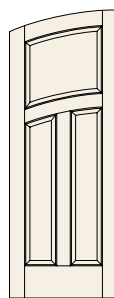
C35-AA



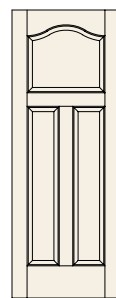
C35-AA10



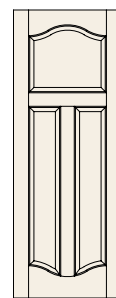
C35-S



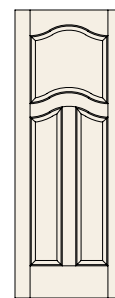
C35-S10



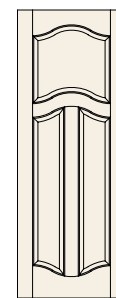
C35-CL



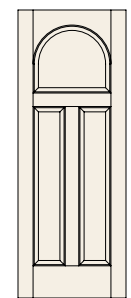
C35-CLB



C35-CL15

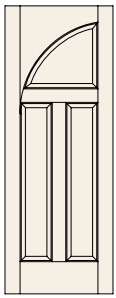


C35-CL15B

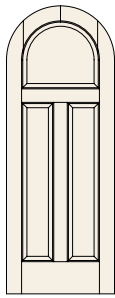


C35-R

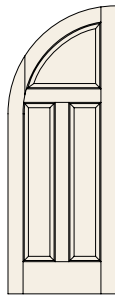
LE CHATEAU 3 PANELS



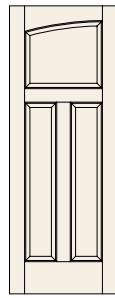
C35-HR



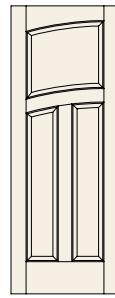
C35-RT



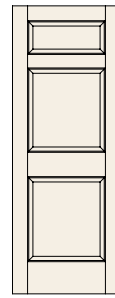
C35-HRT



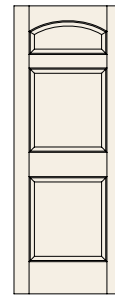
C35-HA



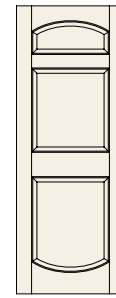
C35-HA10



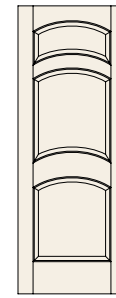
C36



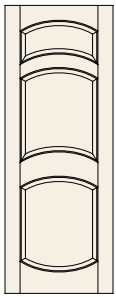
C36-A



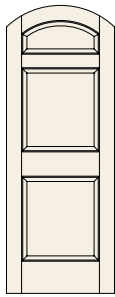
C36-AB



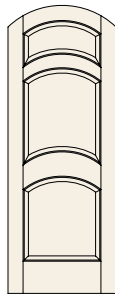
C36-A20



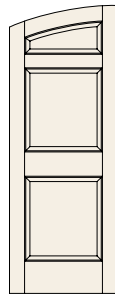
C36-A20B



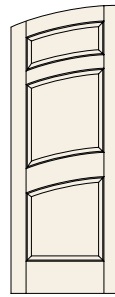
C36-AA



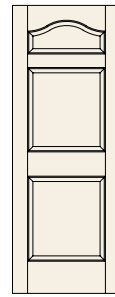
C36-AA20



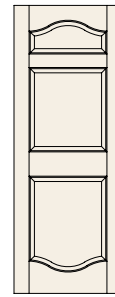
C36-S



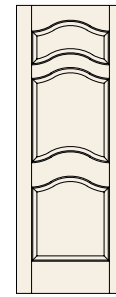
C36-S20



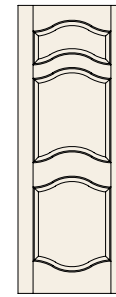
C36-CL



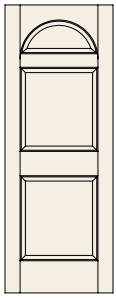
C36-CLB



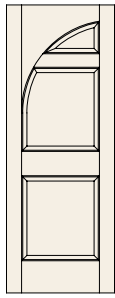
C36-CL25



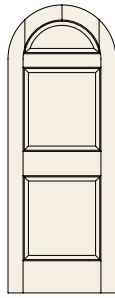
C36-CL25B



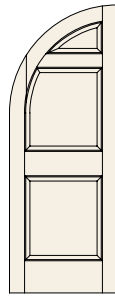
C36-R



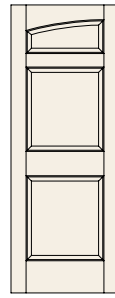
C36-HR



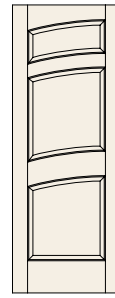
C36-RT



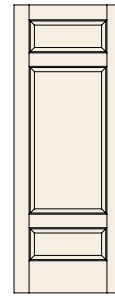
C36-HRT



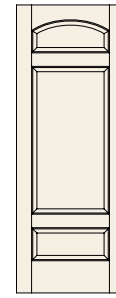
C36-HA



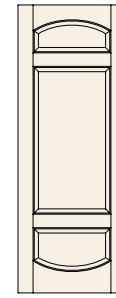
C36-HA20




C37



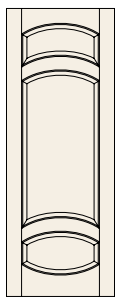
C37-A



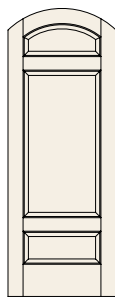
C37-AB



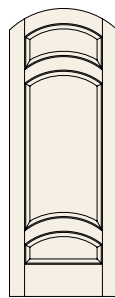
C37-A20



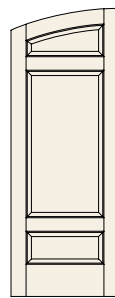
C37-A20B



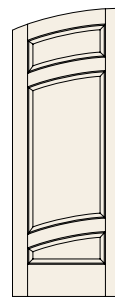
C37-AA



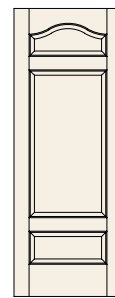
C37-AA20



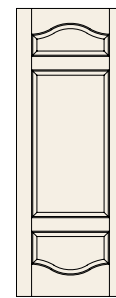
C37-S



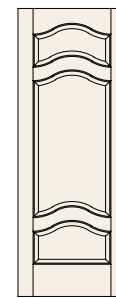
C37-S20



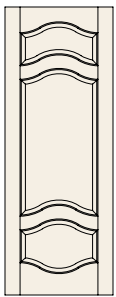
C37-CL



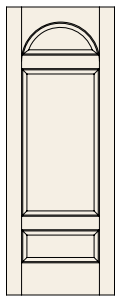
C37-CLB



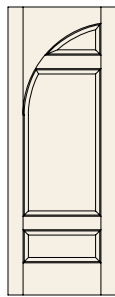
C37-CL25



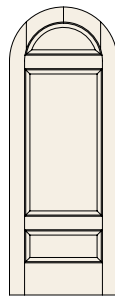
C37-CL25B



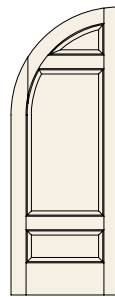
C37-R



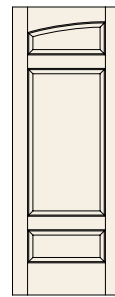
C37-HR



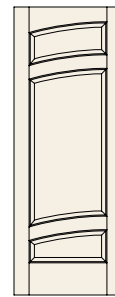
C37-RT




C37-HRT




C37-HA




C37-HA20




C38




C38-A




C38-AB




C38-AA




C38-S




C38-CL




C38-CLB



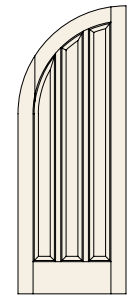
C38-R



C38-HR



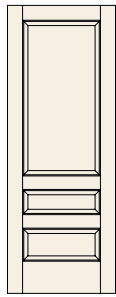
C38-RT



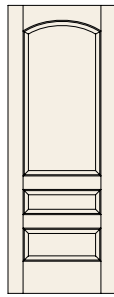
C38-HRT



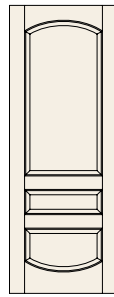
C38-HA



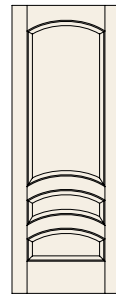
C39



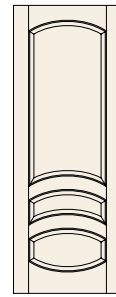
C39-A



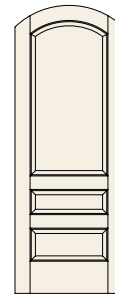
C39-AB



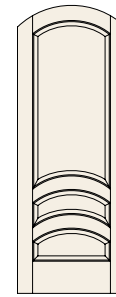
C39-A20



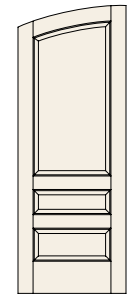
C39-A20B



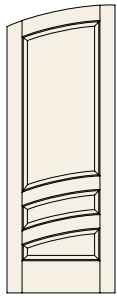
C39-AA



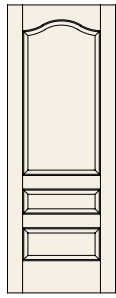
C39-AA20



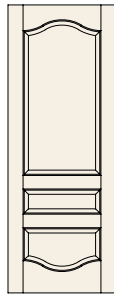
C39-S



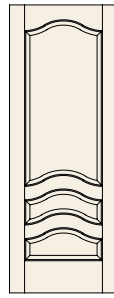
C39-S20



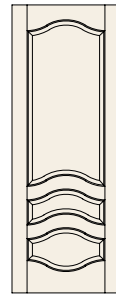
C39-CL



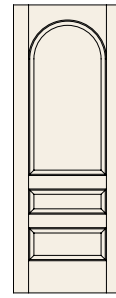
C39-CLB



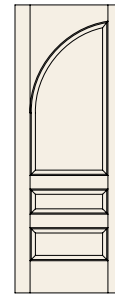
C39-CL25



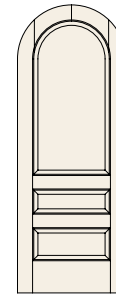
C39-CL25B




C39-R



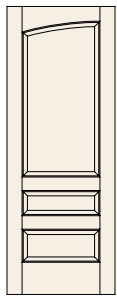
C39-HR



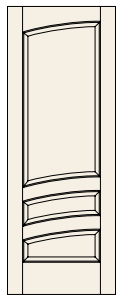
C39-RT



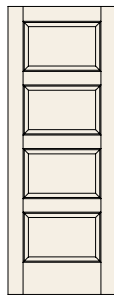
C39-HRT



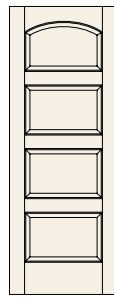
C39-HA



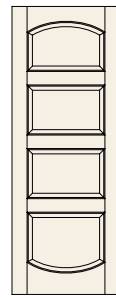
C39-HA20



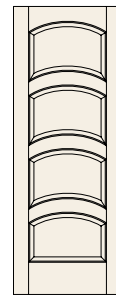
C40



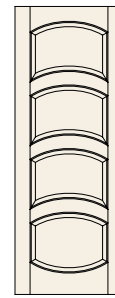
C40-A



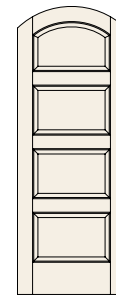
C40-AB



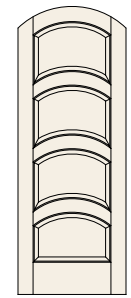
C40-A30



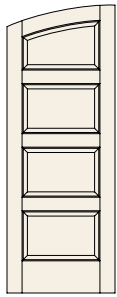
C40-A30B



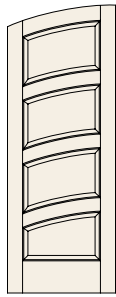
C40-AA



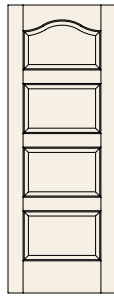
C40-AA30



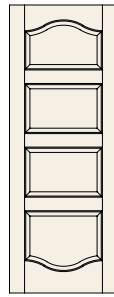
C40-S



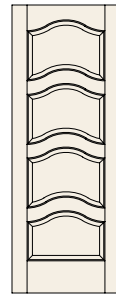
C40-S30



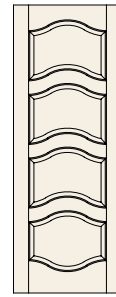
C40-CL



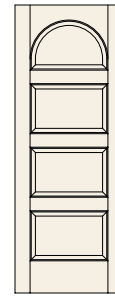
C40-CLB



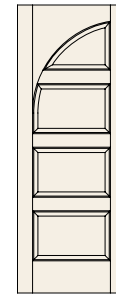
C40-CL35



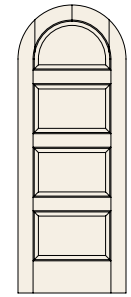
C40-CL35B



C40-R

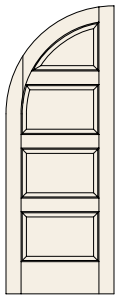


C40-HR

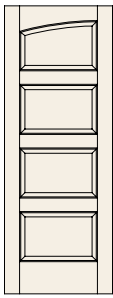


C40-RT

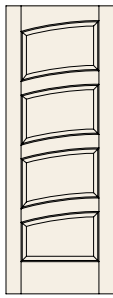
LE CHATEAU 4 PANELS




C40-HRT



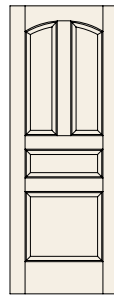
C40-HA




C40-HA30



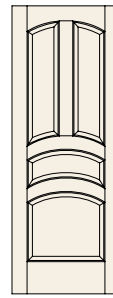
C41



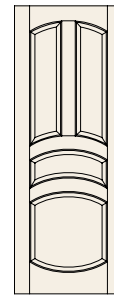
C41-A




C41-AB



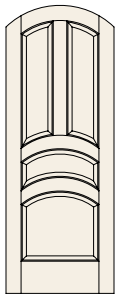
C41-A20




C41-A20B



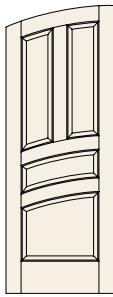
C41-AA



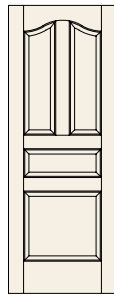
C41-AA20



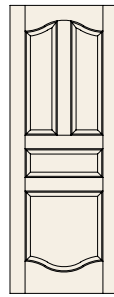
C41-S



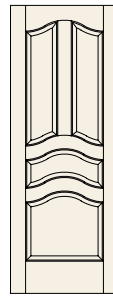
C41-S20



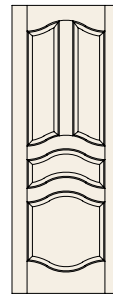
C41-CL



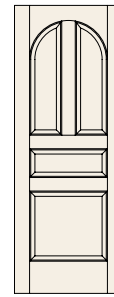
C41-CLB




C41-CL25




C41-CL25B



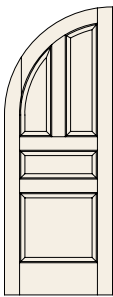
C41-R



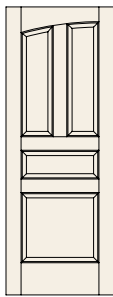
C41-HR



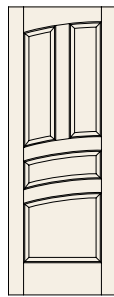
C41-RT



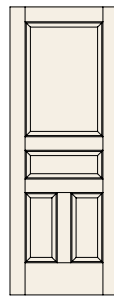
C41-HRT



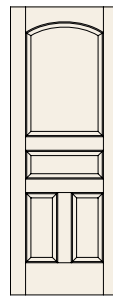
C41-HA



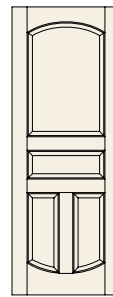
C41-HA20



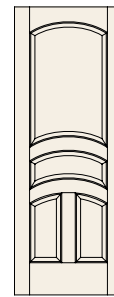
C411



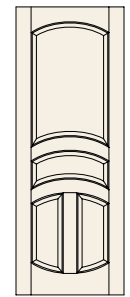
C411-A



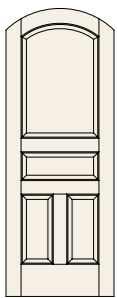
C411-AB



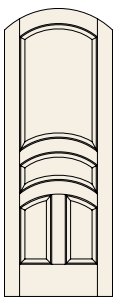
C411-A20



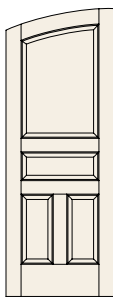
C411-A20B



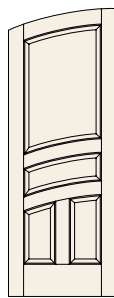
C411-AA



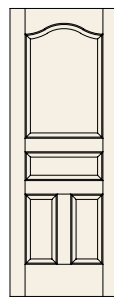
C411-AA20



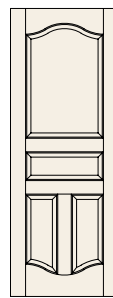
C411-S



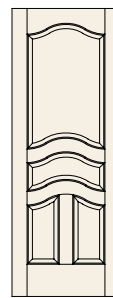
C411-S20



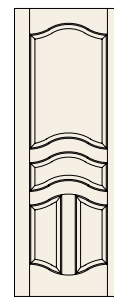
C411-CL




C411-CLB



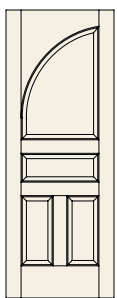
C411-CL25



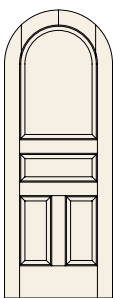
C411-CL25B



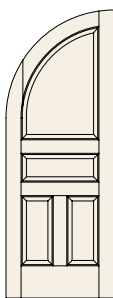
C411-R



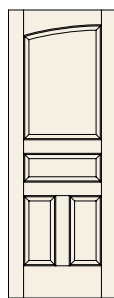
C411-HR



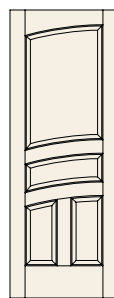
C411-RT




C411-HRT




C411-HA




C411-HA20




C42



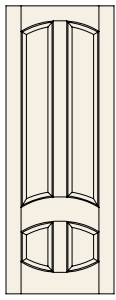
C42-A




C42-AB



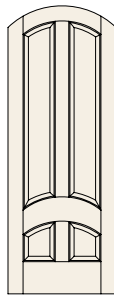
C42-A10




C42-A10B




C42-AA




C42-AA10



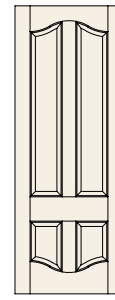
C42-S



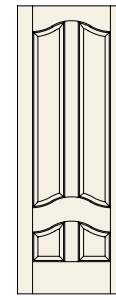
C42-S10



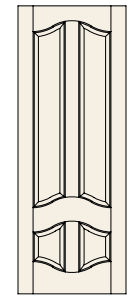
C42-CL



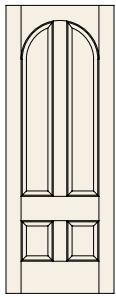
C42-CLB



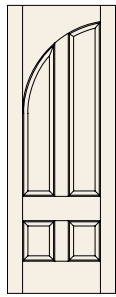
C42-CL15




C42-CL15B



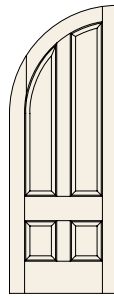
C42-R



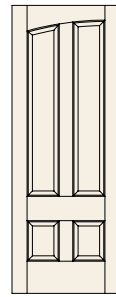
C42-HR




C42-RT



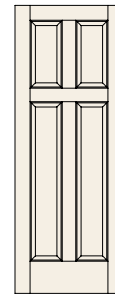
C42-HRT



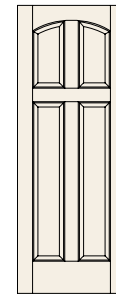
C42-HA



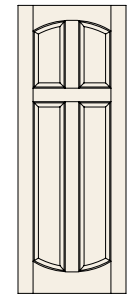
C42-HA10



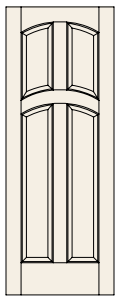
C422



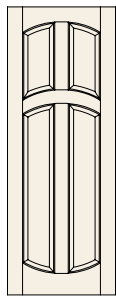
C422-A



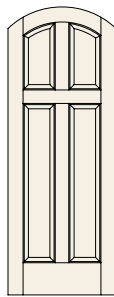
C422-AB



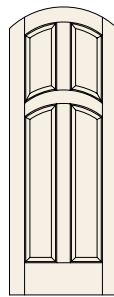
C422-A10



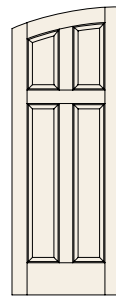
C422-A10B



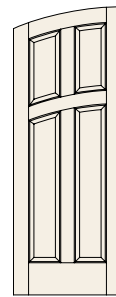
C422-AA



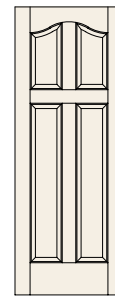
C422-AA10



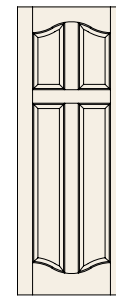
C422-S



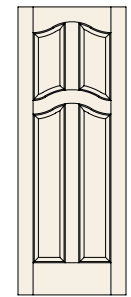
C422-S10



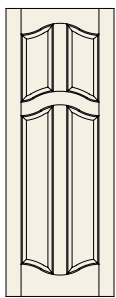
C422-CL



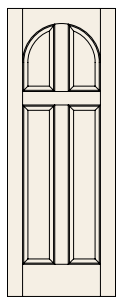
C422-CLB



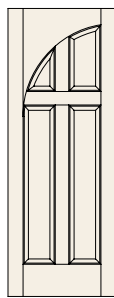
C422-CL15



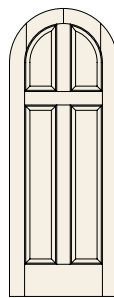
C422-CL15B



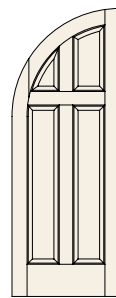
C422-R



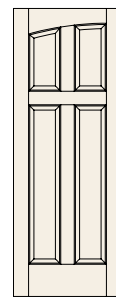
C422-HR



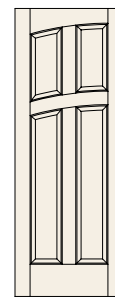
C422-RT



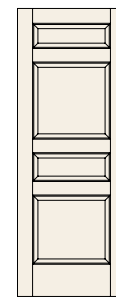
C422-HRT



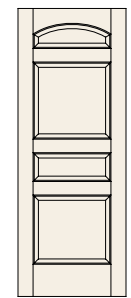
C422-HA



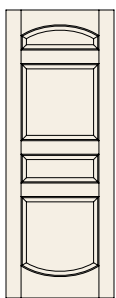
C422-HA10



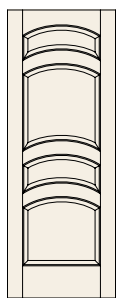
C43



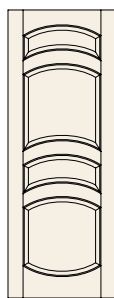
C43-A



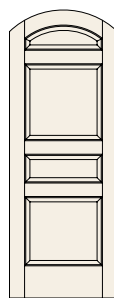
C43-AB



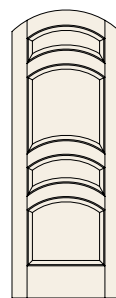
C43-A30



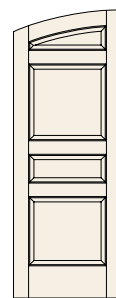
C43-A30B



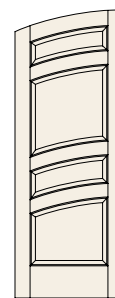
C43-AA



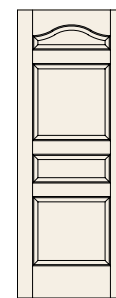
C43-AA30



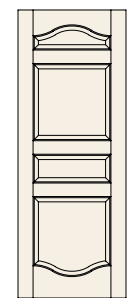
C43-S



C43-S30

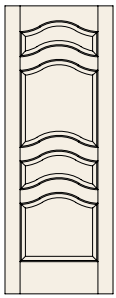


C43-CL

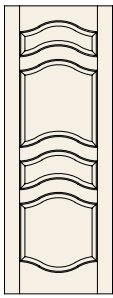


C43-CLB

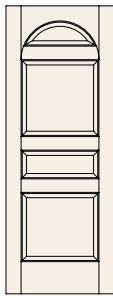
LE CHATEAU 4 PANELS



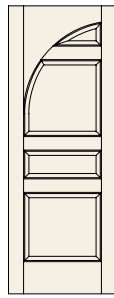
C43-CL35



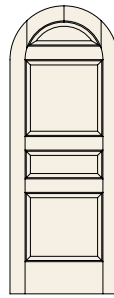
C43-CL35B



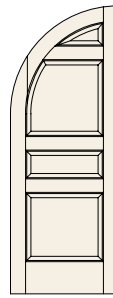
C43-R



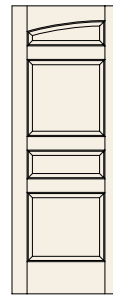
C43-HR



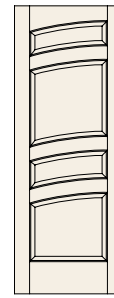
C43-RT



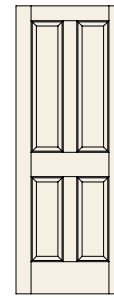
C43-HRT



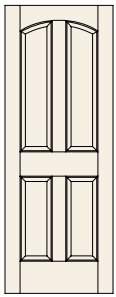
C43-HA




C43-HA30



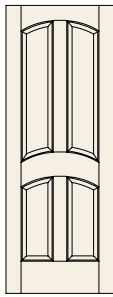
C44



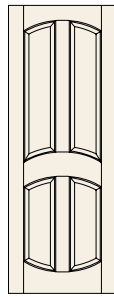
C44-A



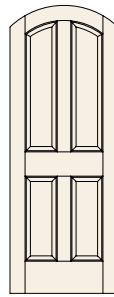
C44-AB



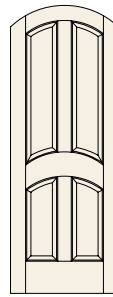
C44-A10



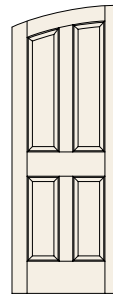
C44-A10B



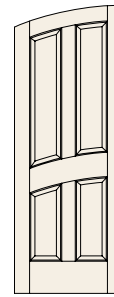
C44-AA



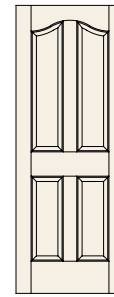
C44-AA10



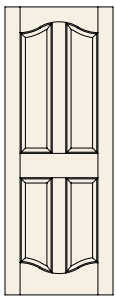
C44-S



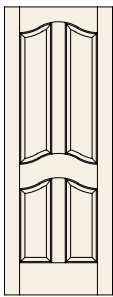
C44-S10



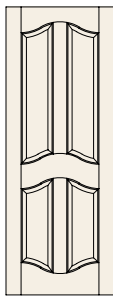
C44-CL



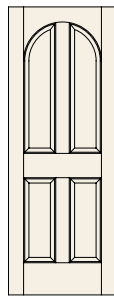
C44-CLB



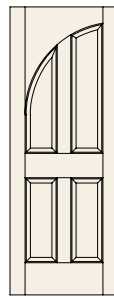
C44-CL15



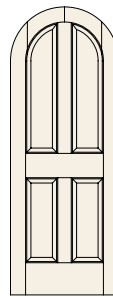
C44-CL15B



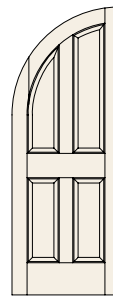
C44-R



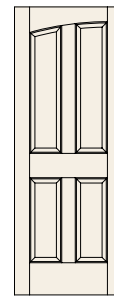
C44-HR



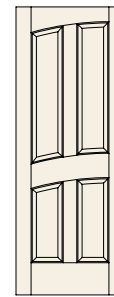
C44-RT



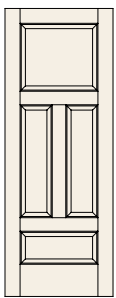
C44-HRT



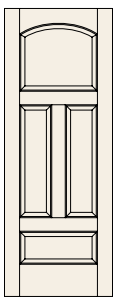
C44-HA



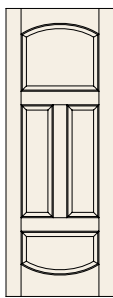
C44-HA10



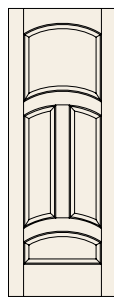
C45



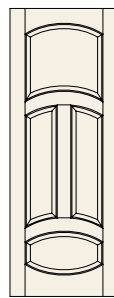
C45-A



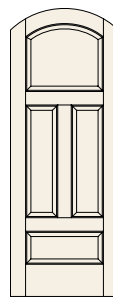
C45-AB



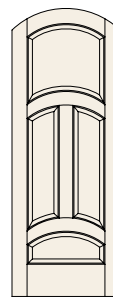
C45-A20



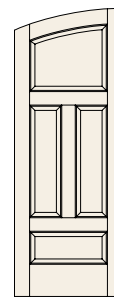
C45-A20B



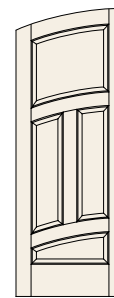
C45-AA



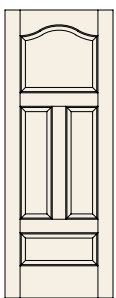
C45-AA20



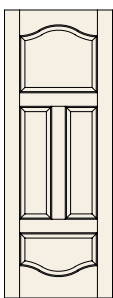
C45-S



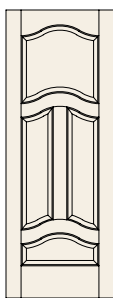
C45-S20



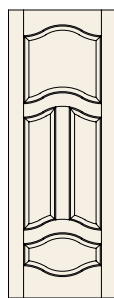
C45-CL



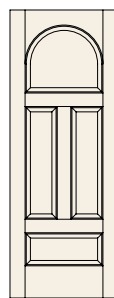
C45-CLB



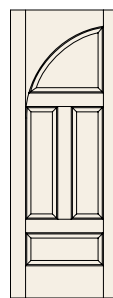
C45-CL25



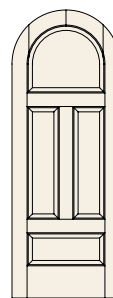
C45-CL25B



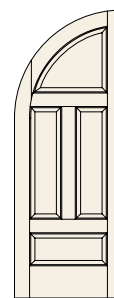
C45-R



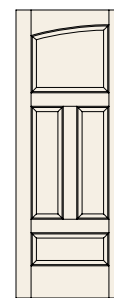
C45-HR




C45-RT



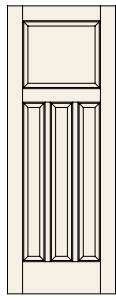
C45-HRT



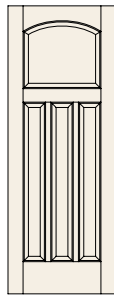
C45-HA



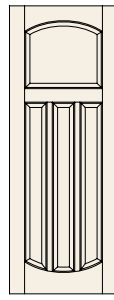
C45-HA20



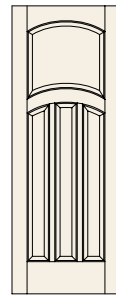
C46



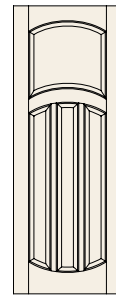
C46-A



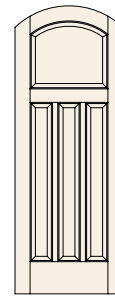
C46-AB



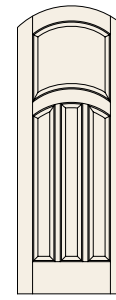
C46-A10



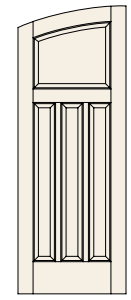
C46-A10B




C46-AA



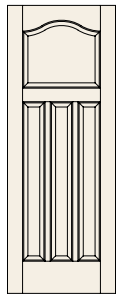
C46-AA10



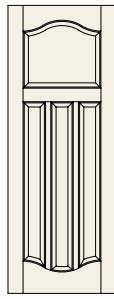
C46-S



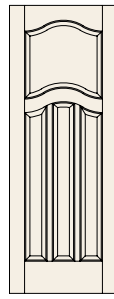
C46-S10



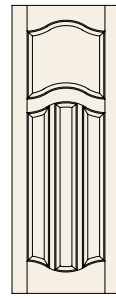
C46-CL



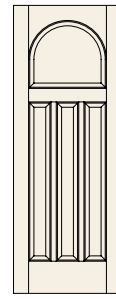
C46-CLB



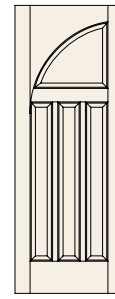
C46-CL15



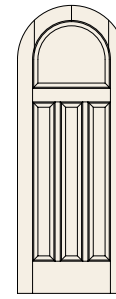
C46-CL15B



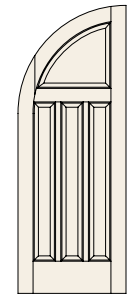
C46-R




C46-HR



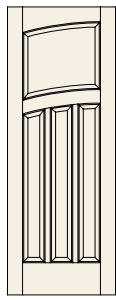
C46-RT



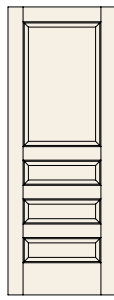
C46-HRT



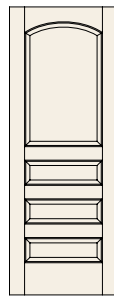
C46-HA



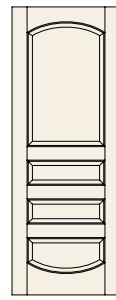
C46-HA10



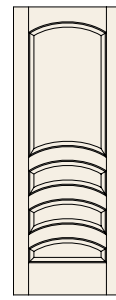
C47



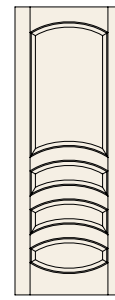
C47-A



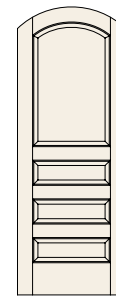
C47-AB



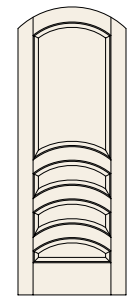
C47-A30




C47-A30B



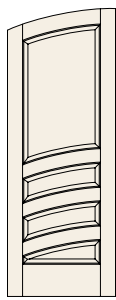
C47-AA



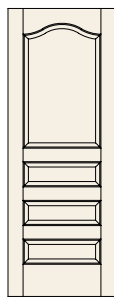
C47-AA30



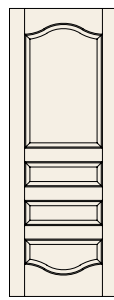
C47-S



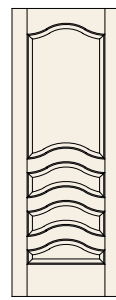
C47-S30



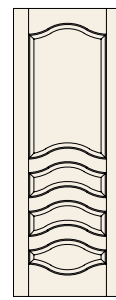
C47-CL



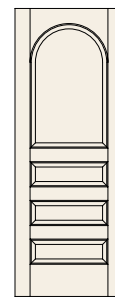
C47-CLB



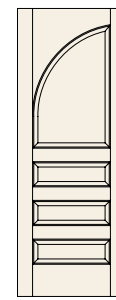
C47-CL35



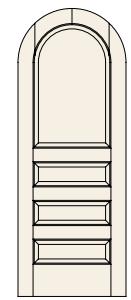
C47-CL35B



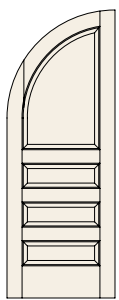
C47-R



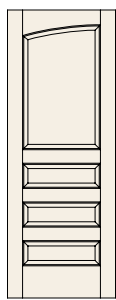
C47-HR




C47-RT



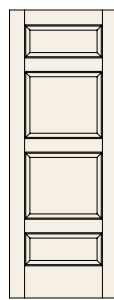
C47-HRT



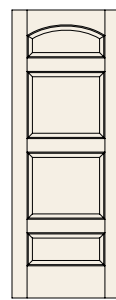
C47-HA



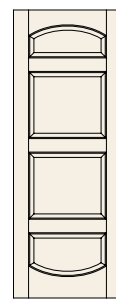
C47-HA30



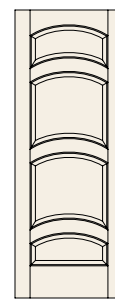
C48



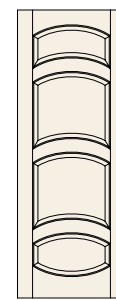
C48-A



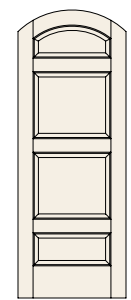
C48-AB



C48-A30

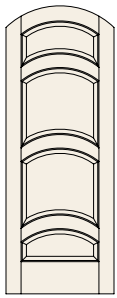


C48-A30B

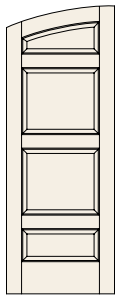


C48-AA

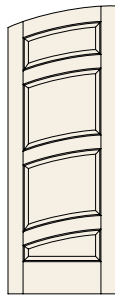
LE CHATEAU 4 & 5 PANELS



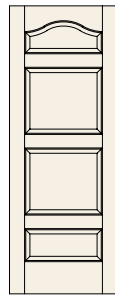
C48-AA30



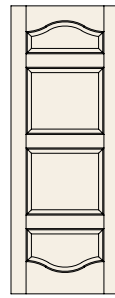
C48-S



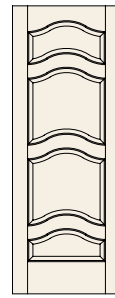
C48-S30



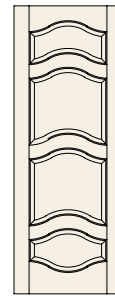
C48-CL



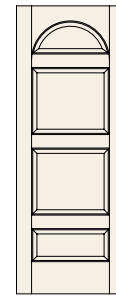
C48-CLB



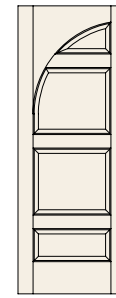
C48-CL35



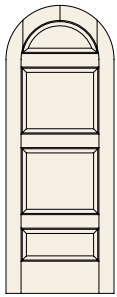
C48-CL35B



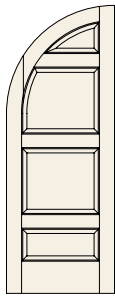
C48-R



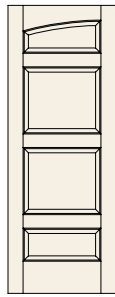
C48-HR



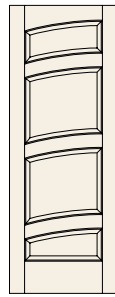
C48-RT



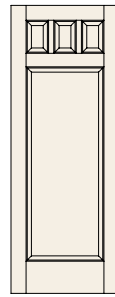
C48-HRT



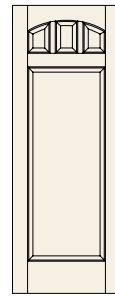
C48-HA



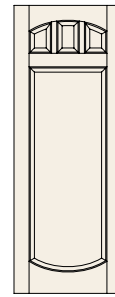
C48-HA30



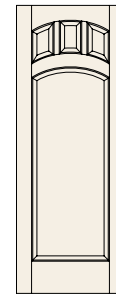
C49



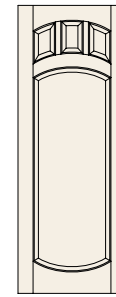
C49-A



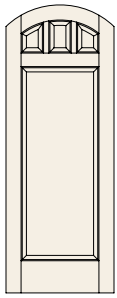
C49-AB



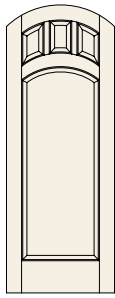
C49-A10



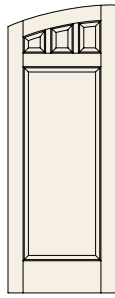
C49-A10B



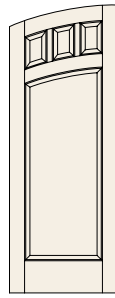
C49-AA



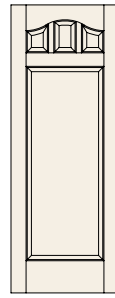
C49-AA10



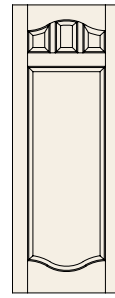
C49-S



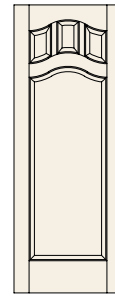
C49-S10



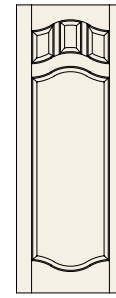
C49-CL



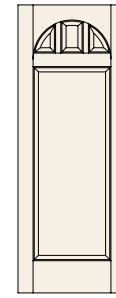
C49-CLB



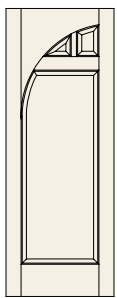
C49-CL15



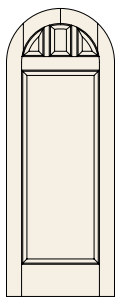
C49-CL15B



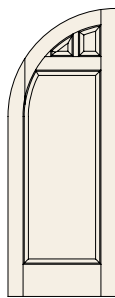
C49-R



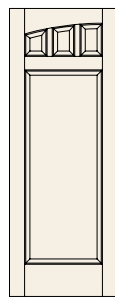
C49-HR



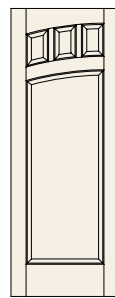
C49-RT



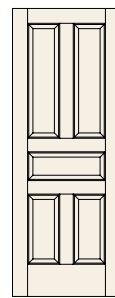
C49-HRT



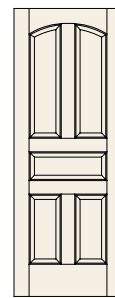
C49-HA



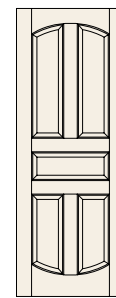
C49-HA10



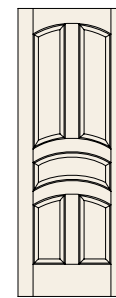
C51



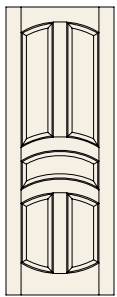
C51-A



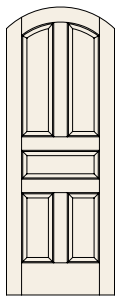
C51-AB



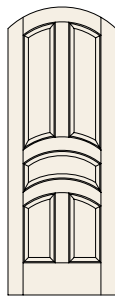
C51-A20



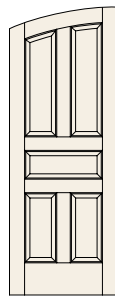
C51-A20B




C51-AA



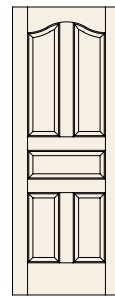
C51-AA20



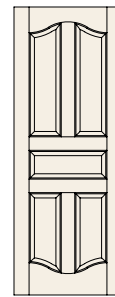
C51-S



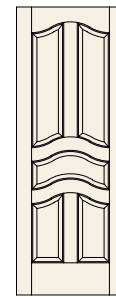
C51-S20



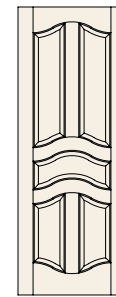
C51-CL




C51-CLB




C51-CL25



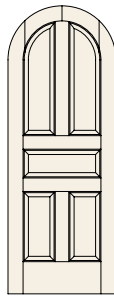
C51-CL25B



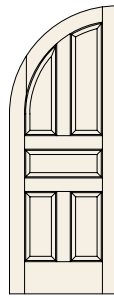
C51-R



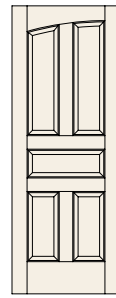
C51-HR



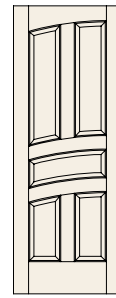
C51-RT



C51-HRT




C51-HA




C51-HA20




C52




C52-A




C52-AB




C52-A20




C52-A20B




C52-AA




C52-AA20




C52-S




C52-S20



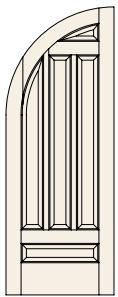
C52-CL




C52-CLB




C52-R



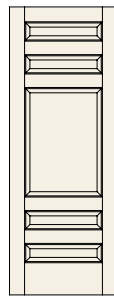
C52-HR



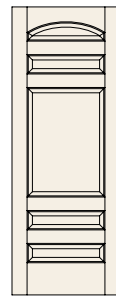
C52-HA



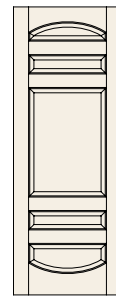
C52-HA20



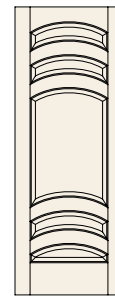
C53



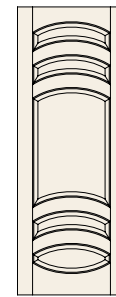
C53-A



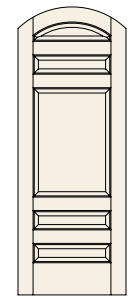
C53-AB




C53-A40



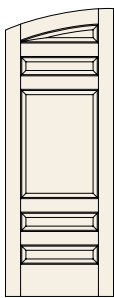
C53-A40B



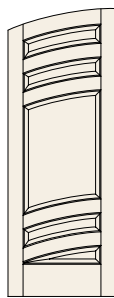
C53-AA



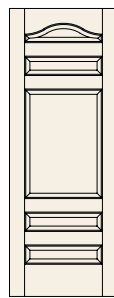
C53-AA40



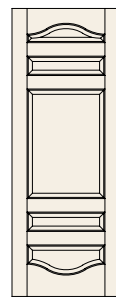
C53-S



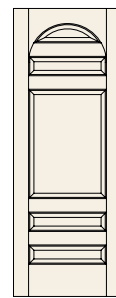
C53-S40



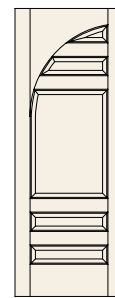
C53-CL



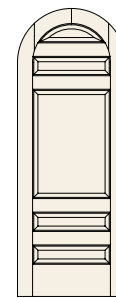
C53-CLB



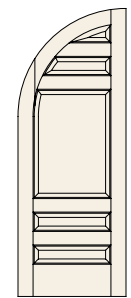
C53-R




C53-HR




C53-RT




C53-HRT




C53-HA




C53-HA40




C54




C54-A




C54-AB



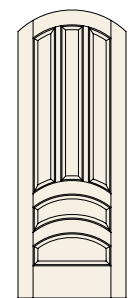
C54-A20



C54-A20B




C54-AA




C54-AA20


LE CHATEAU 5 PANELS




C54-S



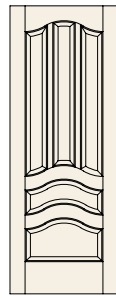
C54-S20



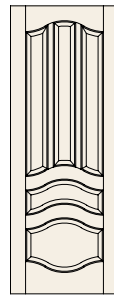
C54-CL




C54-CLB




C54-CL25




C54-CL25B



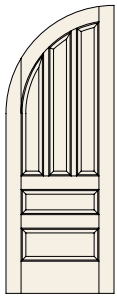
C54-R



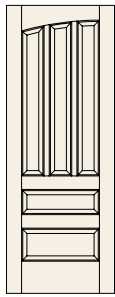
C54-HR




C54-RT



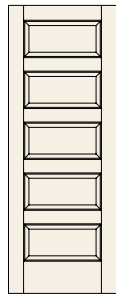
C54-HRT



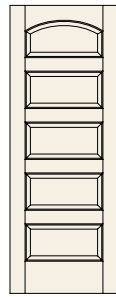
C54-HA



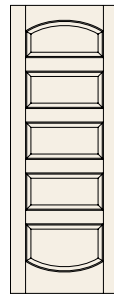
C54-HA20



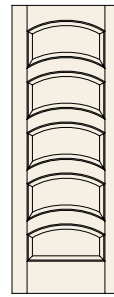
C55



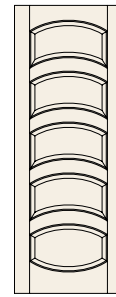
C55-A




C55-AB



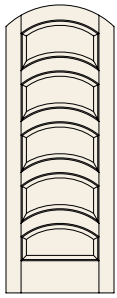
C55-A40



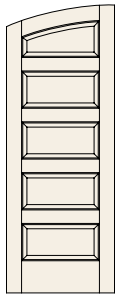
C55-A40B



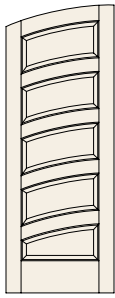
C55-AA



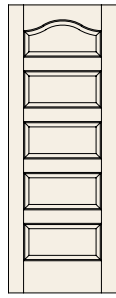
C55-AA40



C55-S



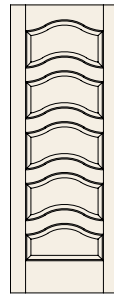
C55-S40



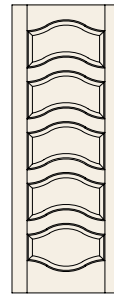
C55-CL



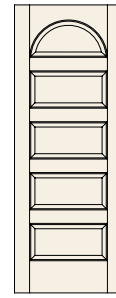
C55-CLB




C55-CL45



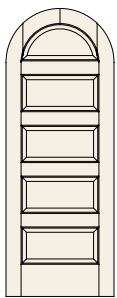
C55-CL45B



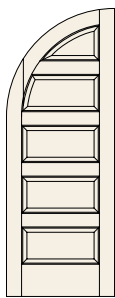
C55-R



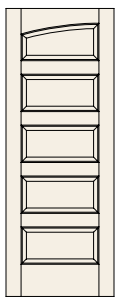
C55-HR



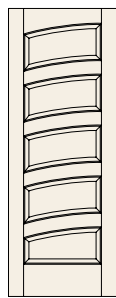
C55-RT




C55-HRT




C55-HA




C55-HA40




C56




C56-A




C56-AB




C56-AA



C56-S



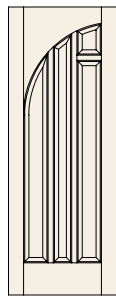
C56-CL




C56-CLB




C56-R



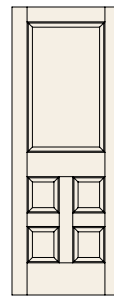
C56-HR



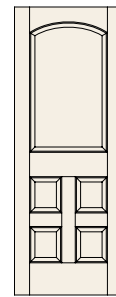
C56-RT




C56-HA



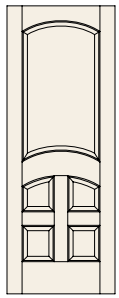
C57



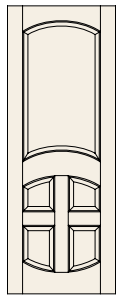
C57-A



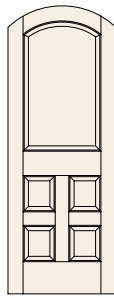
C57-AB



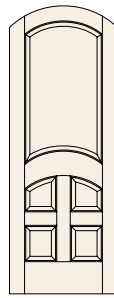
C57-A10



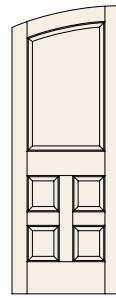
C57-A10B



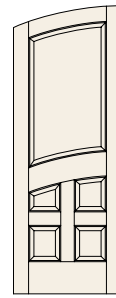
C57-AA



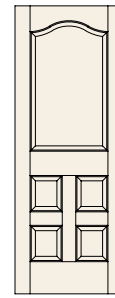
C57-AA10



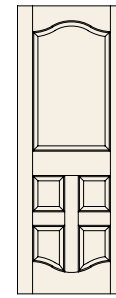
C57-S




C57-S10



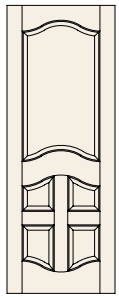
C57-CL



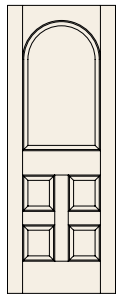
C57-CLB



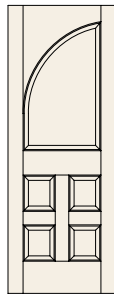
C57-CL15



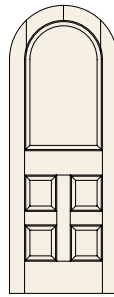
C57-CL15B



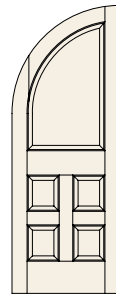
C57-R



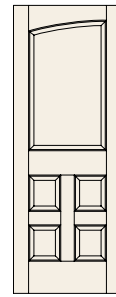
C57-HR



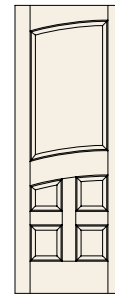
C57-RT



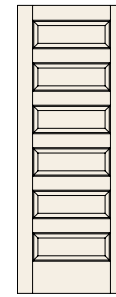
C57-HRT




C57-HA




C57-HA10



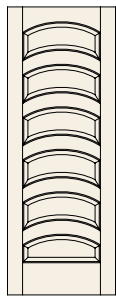
C60



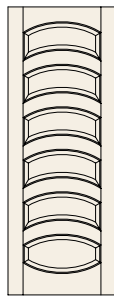
C60-A



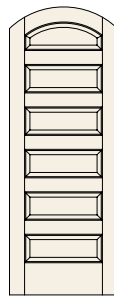
C60-AB



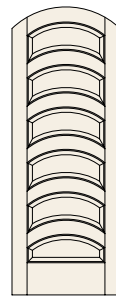
C60-A50




C60-A50B



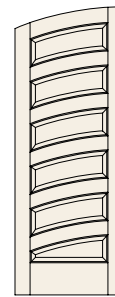
C60-AA



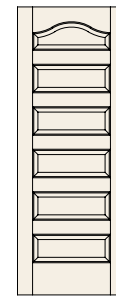
C60-AA50



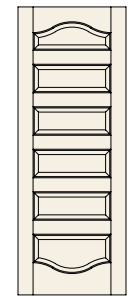
C60-S



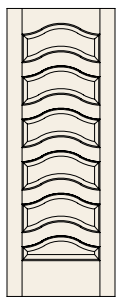
C60-S50



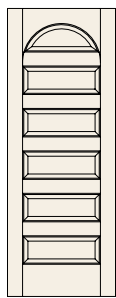
C60-CL



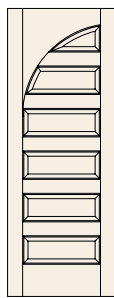
C60-CLB



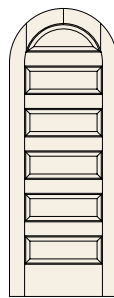
C60-CL55



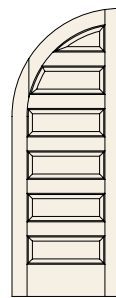
C60-R




C60-HR



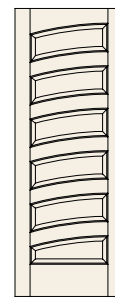
C60-RT



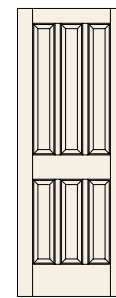
C60-HRT



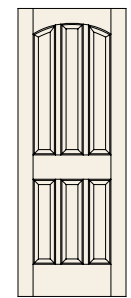
C60-HA




C60-HA50



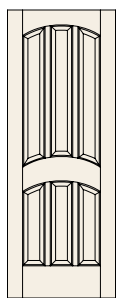
C61



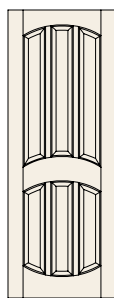
C61-A



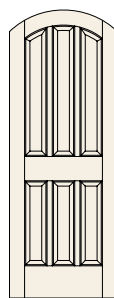
C61-AB



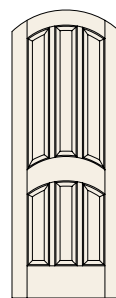
C61-A10



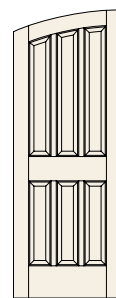
C61-A10B



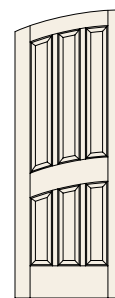
C61-AA



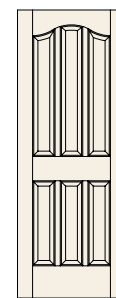
C61-AA10



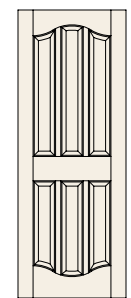
C61-S



C61-S10

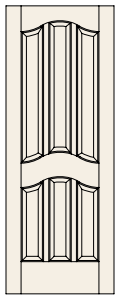


C61-CL

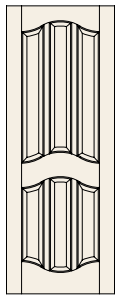


C61-CLB

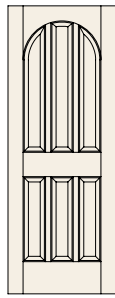
LE CHATEAU 6 PANELS



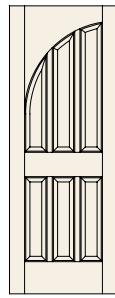
C61-CL15



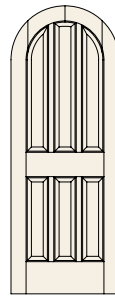
C61-CL15B



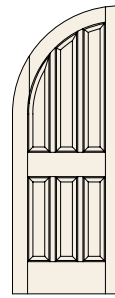
C61-R



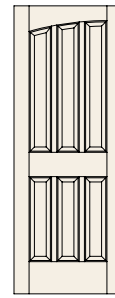
C61-HR



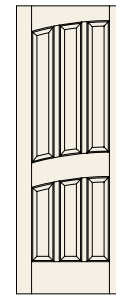
C61-RT



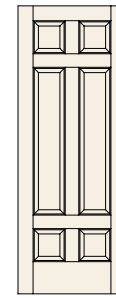
C61-HRT




C61-HA



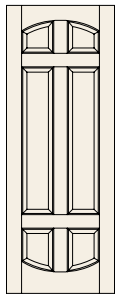
C61-HA10



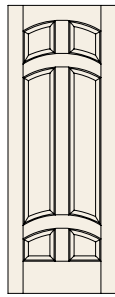
C62



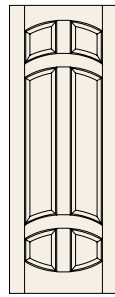
C62-A



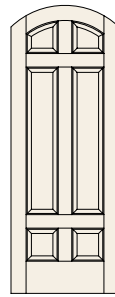
C62-AB



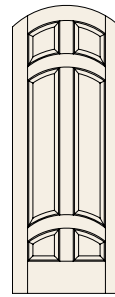
C62-A20



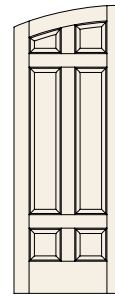
C62-A20B



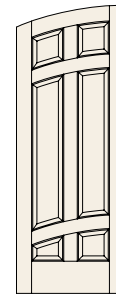
C62-AA



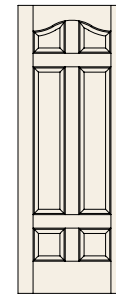
C62-AA20




C62-S



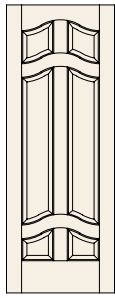
C62-S20



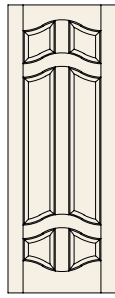
C62-CL



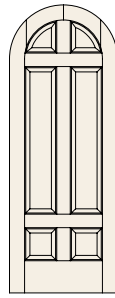
C62-CLB



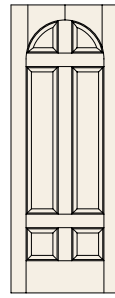
C62-CL25



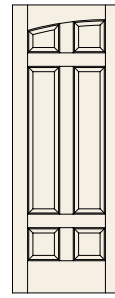
C62-CL25B



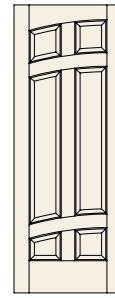
C62-RT




C62-R



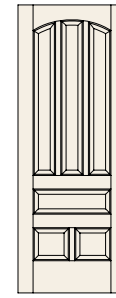
C62-HA




C62-HA20




C63




C63-A




C63-AB




C63-A20



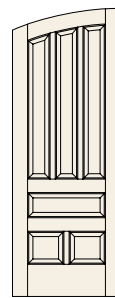
C63-A20B




C63-AA




C63-AA20



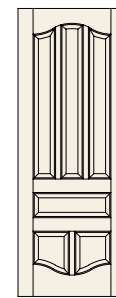
C63-S



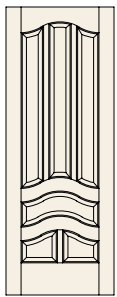
C63-S20



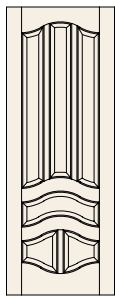
C63-CL




C63-CLB




C63-CL25




C63-CL25B




C63-R




C63-HR




C63-RT



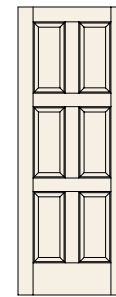
C63-HRT



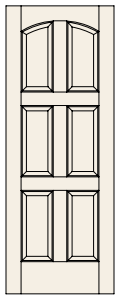
C63-HA




C63-HA20



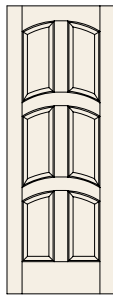
C64



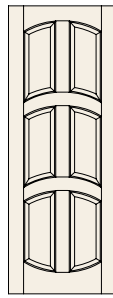
C64-A



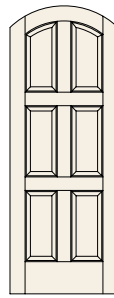
C64-AB



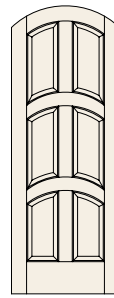
C64-A20



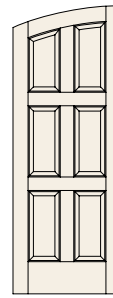
C64-A20B



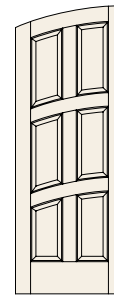
C64-AA



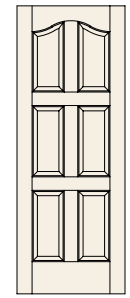
C64-AA20



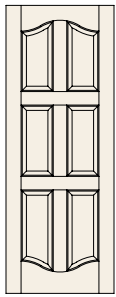
C64-S



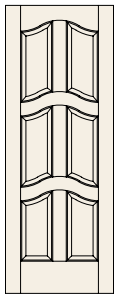
C64-S20



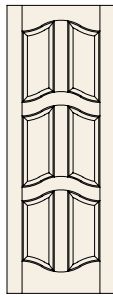
C64-CL




C64-CLB



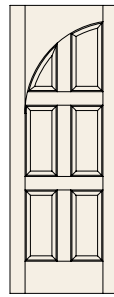
C64-CL25




C64-CL25B



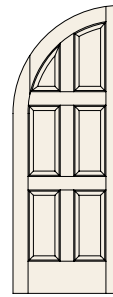
C64-R



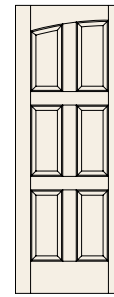
C64-HR




C64-RT



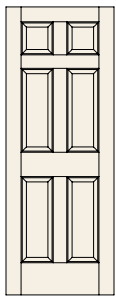
C64-HRT




C64-HA



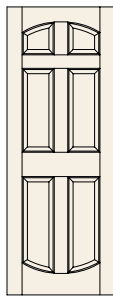
C64-HA20



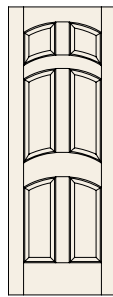
C66



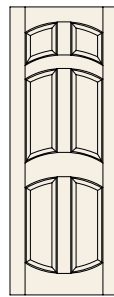
C66-A



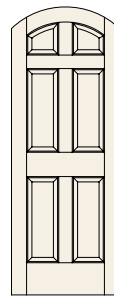
C66-AB



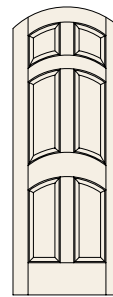
C66-A20



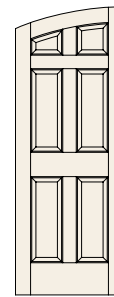
C66-A20B



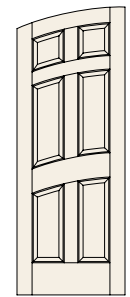
C66-AA



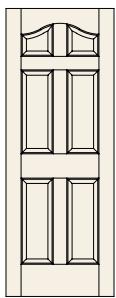
C66-AA20



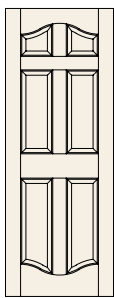
C66-S



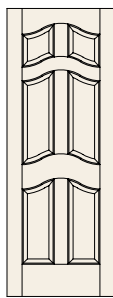
C66-S20



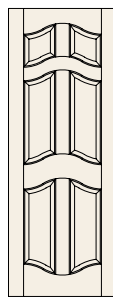
C66-CL



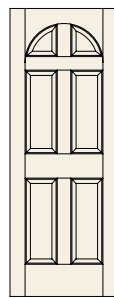
C66-CLB



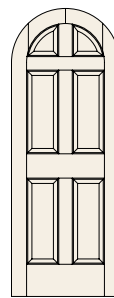
C66-CL25



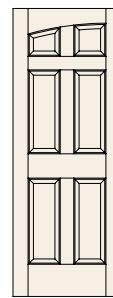
C66-CL25B



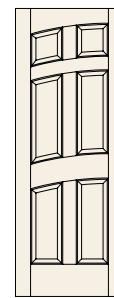
C66-R



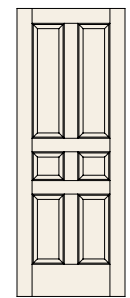
C66-RT



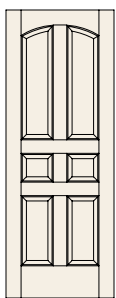
C66-HA




C66-HA20



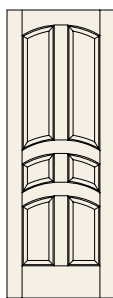
C67



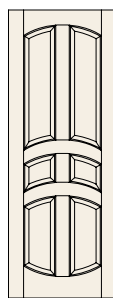
C67-A



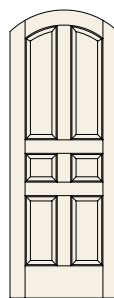
C67-AB



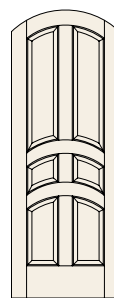
C67-A20



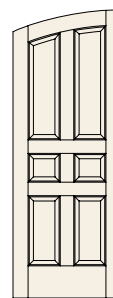
C67-A20B



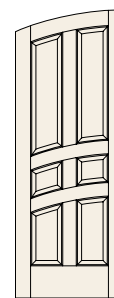
C67-AA



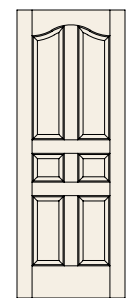
C67-AA20



C67-S




C67-S20

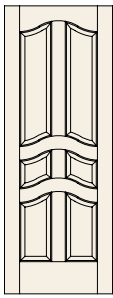


C67-CL

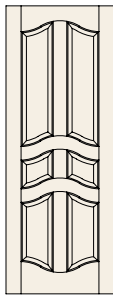
LE CHATEAU 6 OR MORE PANELS




C67-CLB



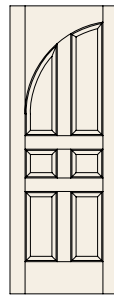
C67-CL25




C67-CL25B



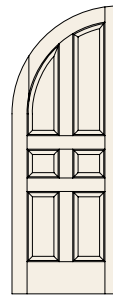
C67-R




C67-HR



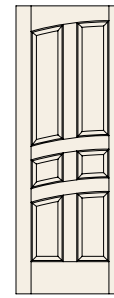
C67-RT



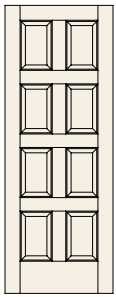
C67-HRT




C67-HA



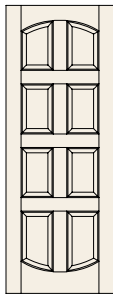
C67-HA20



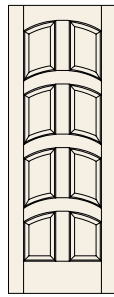
C88




C88-A




C88-AB




C88-A30




C88-A30B



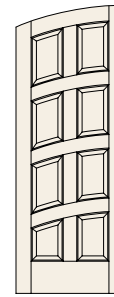
C88-AA



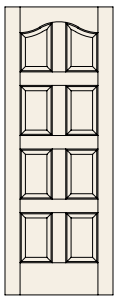
C88-AA30




C88-S




C88-S30




C88-CL



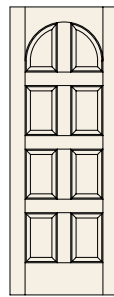
C88-CLB




C88-CL35




C88-CL35B




C88-R



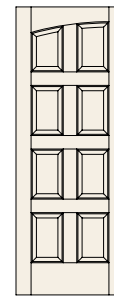
C88-HR




C88-RT



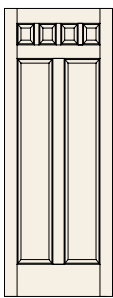
C88-HRT



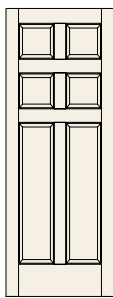
C88-HA



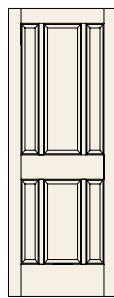
C88-HA30




800



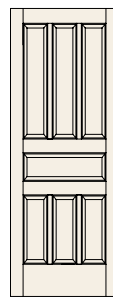
801




802



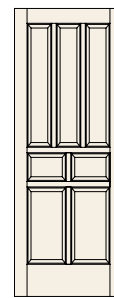
803




804



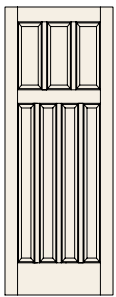
805




806



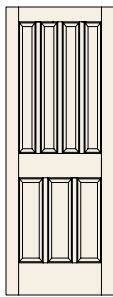
807



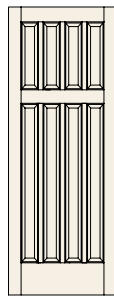
808



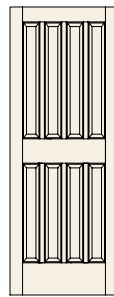
809



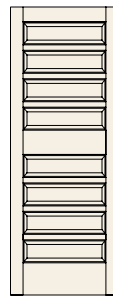
810



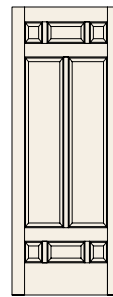
811



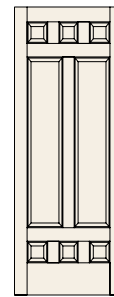
812



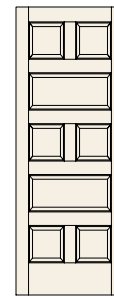
813




814




815



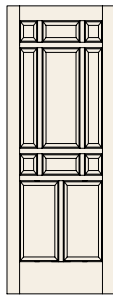
900




901



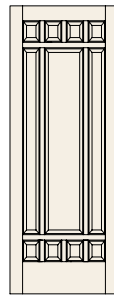
902




903



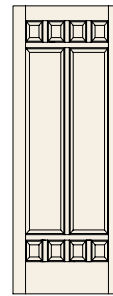
904



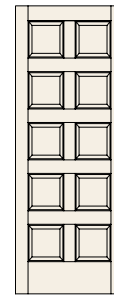
905



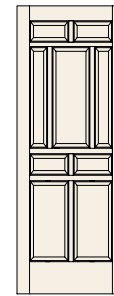
906




907




908



909




910



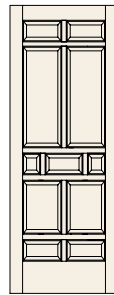
911




912




913



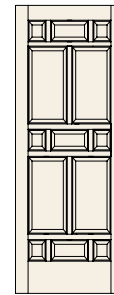
914




915



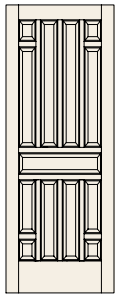
1000




1001




1002




1003




1004




1005




1006



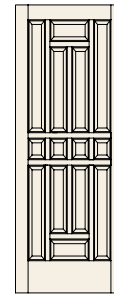
1007



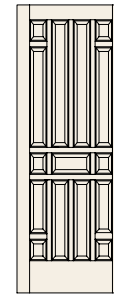
1008




1009




1010



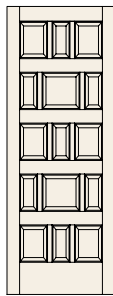
1011




1012



1013



1014



1015

LOUVERS & BIFOLDS


OPEN AND AIRY BUILDS CHARACTER

Practical elements and classic designs make our Louver Doors an ideal choice for air ventilation and visual inspiration between rooms.

- Quality louver construction for years of enjoyment
- Coordinate your home with appealing space-saving bifolds
- Pre-sanded and ready to stain or paint to match your décor



Door: Primed Plantation Louver over Louver
Bifold: Primed Plantation Louver over Louver



Louver over Louver
Shown in Clear Pine



Louver over Panel
Shown in Finger Jointed Pine Primed



Plantation Louver over Louver
Shown in Finger Jointed Pine Primed



Plantation Louver over Panel
Shown in Clear Pine



Louver over Louver Bifold
Shown in Clear Pine



Louver over Panel Bifold
Shown in Clear Pine



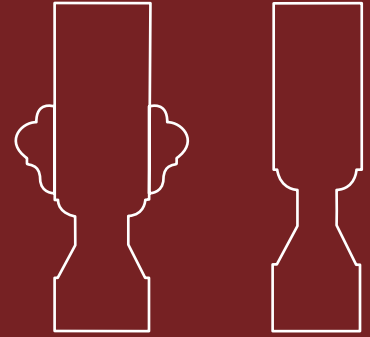
Plantation Louver over Louver Bifold
Shown in Finger Jointed Pine Primed



Plantation Louver over Panel Bifold
Shown in Clear Pine



Door: C316REV




Available in Smooth and Raised Moulding Profiles

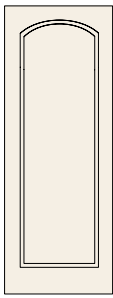
ROUTER CARVED MDF COLLECTION

The Router Carved MDF collection offers 65 surprisingly affordable designer carved doors, available in a wide variety of popular designs. Router Carved MDF doors are an excellent value for dealers who want to offer customers a full line of designer carved doors or for the discriminating homeowner and custom home builder.

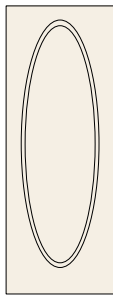
- Available in 1-3/8" and 1-3/4" thicknesses
- Sizes up to 3'6" wide and up to 8'0" high
- Solid, one-piece wood composite construction will not warp, shrink or expand
- Engineered hinge edge for strong screw-holding power
- Radius corner profile edges allow for quick turnaround
- 20, 45, 60 and 90 minute fire-rated doors available
- Limited lifetime warranty



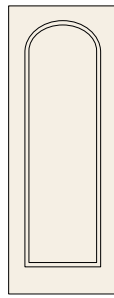
C101REV



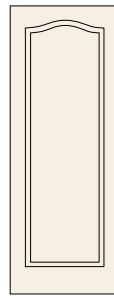
C102REV




C103REV



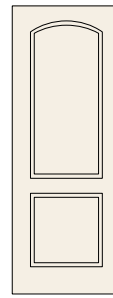
C104REV




C105REV



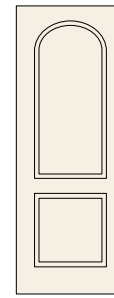
C201REV




C202REV



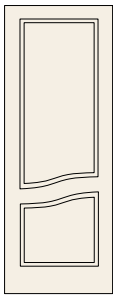
C203REV



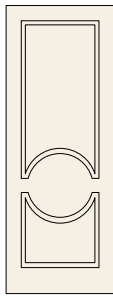
C204REV



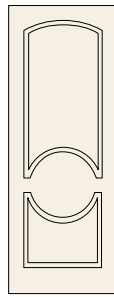
C205REV



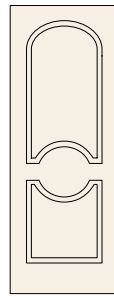
C208REV



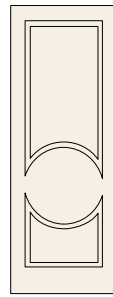
C211REV



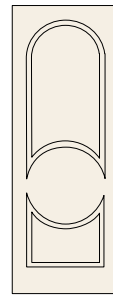
C212REV



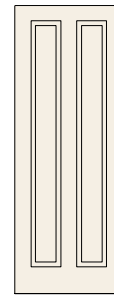
C213REV



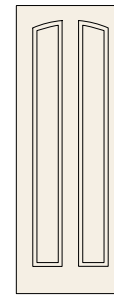
C215REV



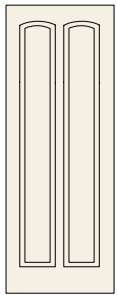
C217REV



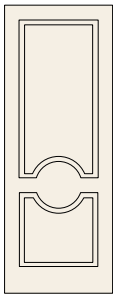
C219REV



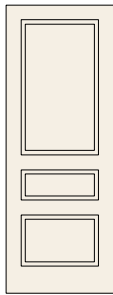
C220REV



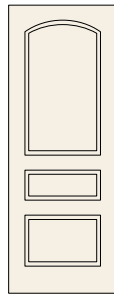
C221REV




C222REV



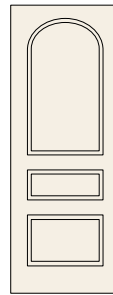
C301REV



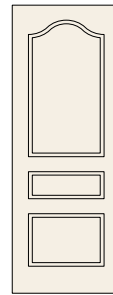
C302REV




C303REV



C304REV



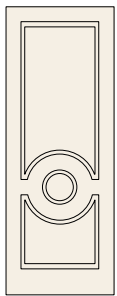
C305REV



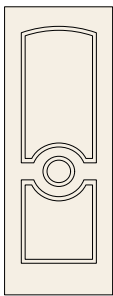
C308REV



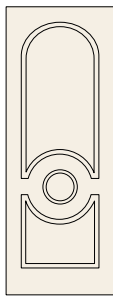
C310REV



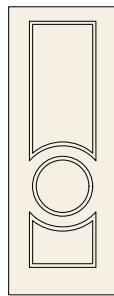
C311REV



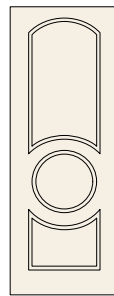
C312REV



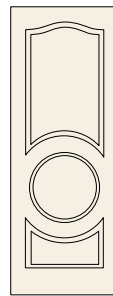
C313REV




C315REV



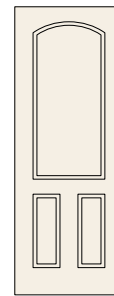
C316REV



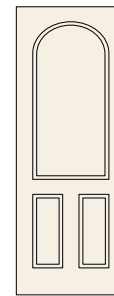
C318REV



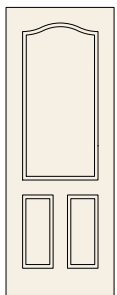
C319REV




C320REV




C321REV




C322REV




C323REV




C401REV




C402REV




C403REV



C404REV



C405REV

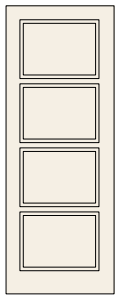


C406REV




C408REV


ROUTER CARVED MDF



C410REV



C411REV




C501REV



C502REV



C503REV



C504REV



C505REV



C506REV



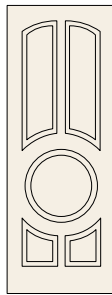
C508REV



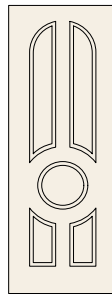
C510REV



C511REV




C512REV




C513REV




C514REV




C601REV




C602REV




C604REV



C605REV



C610REV




C611REV



Door: C201REV



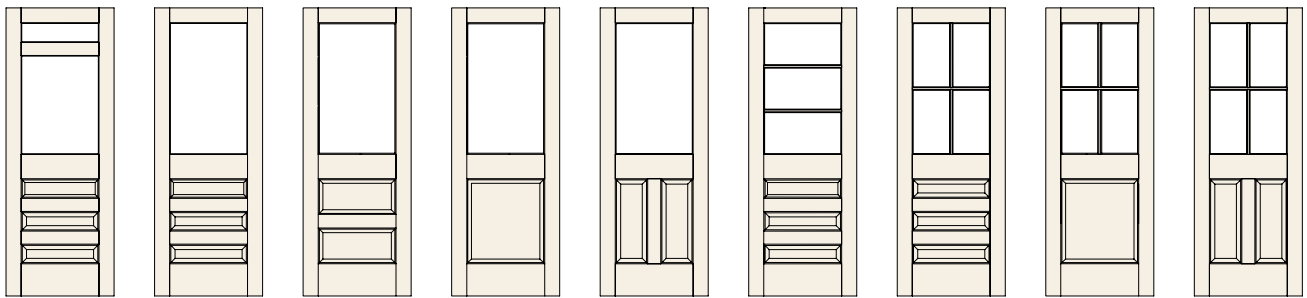
Door: Torrefied Douglas Fir 2662A w/ Narrow Reed glass



ARTISAN COLLECTION

The charm of the countryside is captured in the Artisan Collection. Their rustic appeal well deserved: these are doors built by true craftsmen! Unparalleled attention to detail and quality aside, they're among the best doors available today – complete with durable MDF panel components and a solid warranty against splitting. We also offer nature's own Solid Wood panels, with our entire selection of species and designs available. Add to that raised mouldings, top rail designs and the widest selection of glazing offered by any door maker, and you'll realize just how easily the Artisan Collection can deliver a unique door created expressly for you and your home décor.

Explore our wide range of glazing on pages 24 to 27.



117

118

122

142


144

318

418

442

444



501

502

503

504

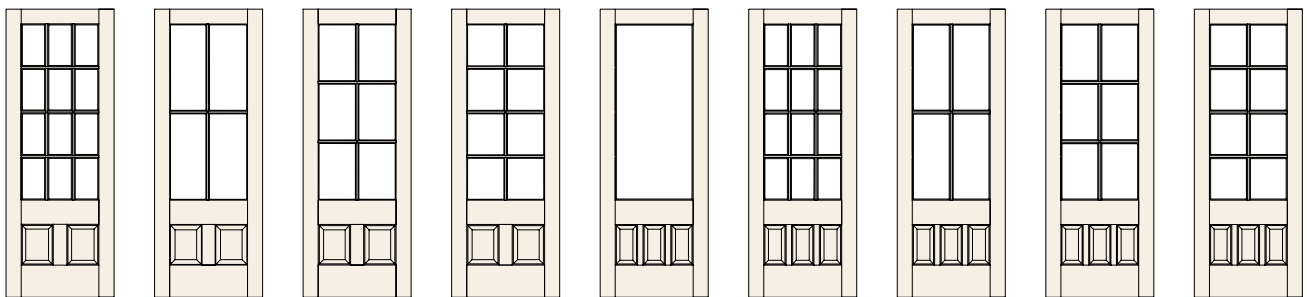
506

508

512

515

521



522

524

526

528


531

532

534

536

538



543

546

549

618


622

642

644

922

942



944

1020

2008

2020

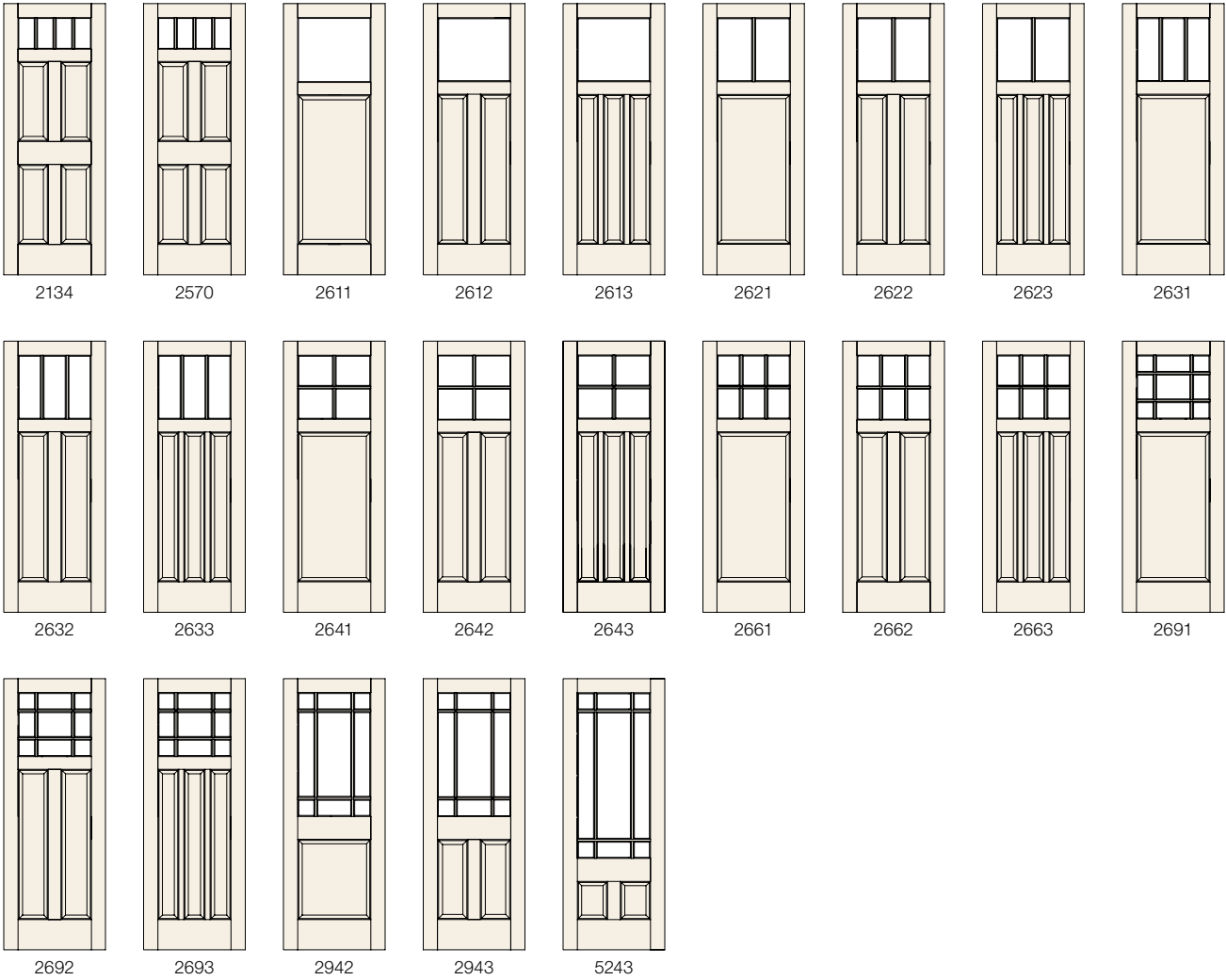
2031

2035

2071

2081

2132




Hemlock 2642 IG DH w/ LVL stiles



SIDELIGHTS & TRANSOMS

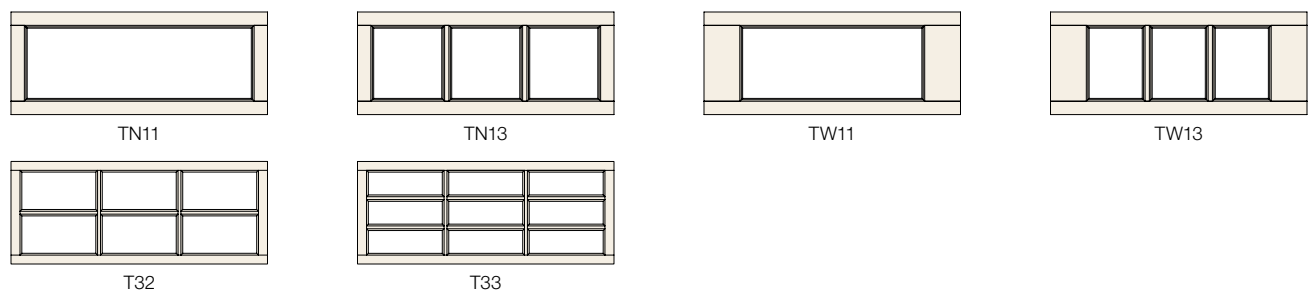
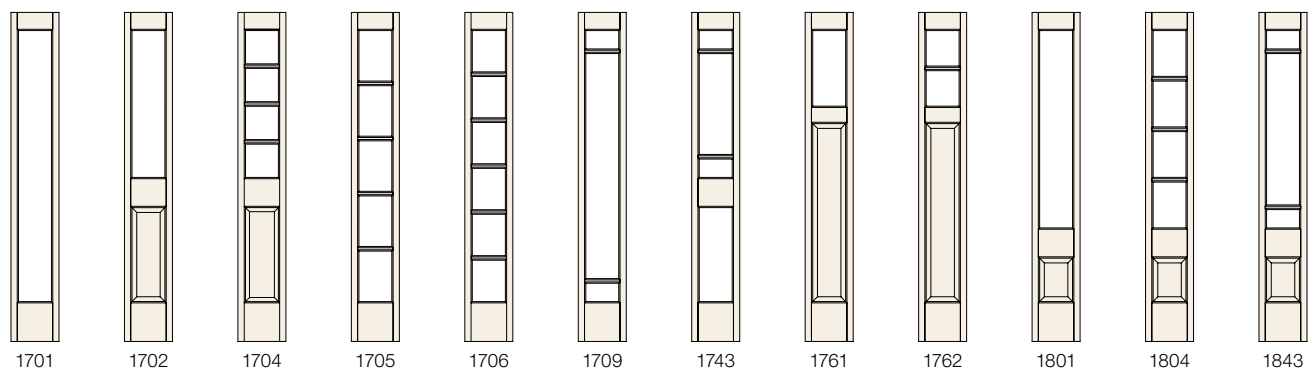


Door: Oak 808 IG Seedy Baroque glass DH
Sidelight: Oak 1761 IG seedy Baroque glass DH
Transom: T71 IG Seedy Baroque glass
(All with LVL stiles)



MAKE YOUR DOORS STAND OUT EVEN MORE BY ADDING SIDELIGHTS AND A TRANSOM.

They will brighten any room, bathing it in natural light. It's a refreshing accent that will bring your home to life.





A division of Masonite International



Door: Oak 2081arch/arch IG w/ LVL stiles.



Masonite®, Masonite, The Beautiful door™ and Lemieux Doors are trademarks of Masonite International Corporation. Please check with your Lemieux dealer or distributor for current warranty terms and conditions. Our continuing program of product improvement makes specification, design and product detail subject to change without notice. Due to limitations of the printing process, doors, glass and colors may not match exactly to actual products shown. 86911057 1/13 Printed in Canada. © 2013 by Masonite International Corporation. www.masonite.com

MIC-12327 / 9279